

MULTI PROCESSORS - BODY			MK-7*	MK-10*	MK-13*	MK-18
	Excavator class <sup>1</sup>	t	6 - 14	9 - 18	15 - 20	18 - 25
	Weight (body)	kg	410	600	795	1180
	Working pressure	bar	280	310	310	310
	Oilflow	l/min	80 - 150	150 - 250	180 - 250	180 - 250
	Working pressure rotation	bar	140	140	140	140
	Oilflow rotation	l/min	5	15 - 30	15 - 30	20 - 40
	Open/close	sec.	1.1 / 2.0	1.1 / 2.0	1.5 / 2.1	1.6 / 2.1



MULTI PROCESSORS - BODY			MK-23	MK-28	MK-38	MK-55	MK-75
	Excavator class <sup>1</sup>	t	25 - 35	35 - 45	45 - 60	55 - 78	75 - 100
	Weight (body)	kg	1465	1970	2150	3420	5020
	Working pressure	bar	310	310	310	340	340
	Oilflow	l/min	200 - 300	250 - 350	300 - 400	400 - 500	400 - 500
	Working pressure rotation	bar	140	140	140	140	140
	Oilflow rotation	l/min	20 - 40	25 - 50	25 - 50	25 - 50	70
	Open/close	sec.	2.0 / 2.7	2.6 / 2.7	2.6 / 2.7	3.2 / 3.5	3.0 / 3.7

<sup>1</sup> Recommended excavator / attachment combination




\* Mechanical jaw change






**MULTI PROCESSORS - P JAW**

			MK-7	MK-10	MK-13	MK-18	MK-23	MK-28	MK-38	MK-55	MK-75
 Weight (jaw)	kg		250	410	635	680	1035	1270	1720	2940	3940
 Jaw opening	mm		530	660	720	740	880	905	970	1100	1300
 Cutter length	mm		140	140	180	220	260	260	260	260	325




**MULTI PROCESSORS - U JAW**

			MK-7	MK-10	MK-13	MK-18	MK-23	MK-28	MK-38	MK-55	MK-75
 Weight (jaw)	kg		440	520	610	740	1000	1300	1590	2650	3390
 Jaw opening	mm		310	390	445	500	635	550	720	900	1020
 Cutter length	mm		340	400	530	530	660	600	750	840	900




**MULTI PROCESSORS - C JAW**

			MK-7	MK-10	MK-13	MK-18	MK-23	MK-28	MK-38	MK-55	MK-75
 Weight (jaw)	kg		350	450	585	720	1090	1305	1780	2900	3890
 Jaw opening	mm		493	580	640	740	810	850	910	990	1160
 Cutter length	mm		250	350	400	420	480	500	500	575	640




**MULTI PROCESSORS - S JAW**

			MK-7	MK-10	MK-13	MK-18	MK-23	MK-28	MK-38	MK-55	MK-75
 Weight (jaw)	kg		210	360	580	630	950	1240	1425	2280	2850
 Jaw opening	mm		250	320	400	420	480	500	525	580	700
 Cutter length	mm		310	370	410	470	510	565	565	660	755

**MULTI PROCESSORS - D JAW**

			MK-7	MK-10	MK-13	MK-18	MK-23	MK-28	MK-38	MK-55	MK-75
 Weight (jaw)	kg		360	435	575	680	1075	1235	1700	2750	3120
 Jaw opening	mm		525	600	740	835	920	945	1010	1180	1200
 Cutter length	mm		125	150	200	175	240	250	250	290	325

**MULTI PROCESSORS - T JAW**

			MK-10	MK-13	MK-18	MK-23	MK-28	MK-38	MK-55	MK-75
 Weight (jaw)	kg		320	420	560	1000	1400	1750	1900	2360
 Jaw opening	mm		180	240	270	350	370	400	400	440
 Cutter length	mm		280	405	320	400	430	500	460	530

<sup>1</sup> Recommended excavator / attachment combination  
Equipped with replaceable teeth

