





















COMBI CUTTERS

			HCS-15U	HCS-19U	HCS-32U	HCS-42U
	Excavator class ¹	t	15-22	18 - 25	24 - 37	32 - 50
	Weight	kg	1480	1980	2960	3820
	Jaw opening	mm	698	760	890	1050
	Cutter length	mm	175	350	350	525
	Working pressure	bar	350	350	350	350
	Oilflow	l/min	200	150 - 250	150 - 250	230 - 360
	Working pressure rotation	bar	140	140	140	140
	Oilflow rotation	l/min	25	30	30	50
	Open/close	sec.	1.6 / 1.7	1.5 / 1.6	2.7 / 3.0	2.8 / 3.0

COMBI CUTTERS

			HCS-52U	HCS-72U	HCS-120U
	Excavator class ¹	t	42 - 62	52 - 86	86 - 150
	Weight	kg	4820	7180	12100
	Jaw opening	mm	1360	1430	1950
	Cutter length	mm	525	525	720
	Working pressure	bar	350	350	350
	Oilflow	l/min	350 - 450	450 - 550	500 - 800
	Working pressure rotation	bar	140	140	140
	Oilflow rotation	l/min	50	50	50
	Open/close	sec.	3.1 / 3.5	3.7 / 3.7	3.8 / 3.9

¹ Recommended excavator / attachment combination
Equipped with replaceable teeth

