

ATLAS

MADE IN GERMANY. SINCE 1919.

MS 175



OPERATING WEIGHT

17.8 - 19.8 T

ENGINE POWER

115 KW

BUCKET CAPACITY

0.7 - 1.3 M³

ATLAS. FOR HIGHER EFFICIENCY.

Experience more than 100 years of expertise: robust perfection, high-grade details, and well-engineered functionality. As a competent and highly efficient manufacturer of premium construction machinery in Germany, ATLAS develops loader cranes, excavators, and material handlers **as well as customized, individual special solutions**. ATLAS is the construction machine for toughest applications and for all who are looking for uncompromising quality.

**ATLAS POWER OF INNOVATION.
MADE IN GERMANY.**

"For more than a century, our highly motivated employees devote themselves every day with unfailing dedication to the design and assembly of tailor-made excavators and cranes which serve to significantly speed up your working processes and make them more efficient. Our dedication is reflected in working tenaciously every day in order to create innovative solutions. This tradition, which extends over generations, is proof of our continuous commitment to developing high-quality machines which meet the ever-changing requirements and challenges of our time."



Brahim Stitou, CEO



W
P
T



BUILT TO MOVE BIG THINGS.

**CUSTOMIZED SOLUTIONS FOR A GREAT FUTURE.
ECO-FRIENDLY, VERSATILE, AND PERFECTLY FUNCTIONAL.
ATLAS CONSTRUCTION MACHINERY MADE IN GERMANY
– FOR MORE THAN 100 YEARS SECOND TO NONE.**

// Whatever we tackle, it will be impressive!

From our 100-year history, we have learned: we think big and implement it. Our secret to success lies in the combination of efficiency, technological supremacy, and in-depth discussions with customers. This makes our construction machinery so versatile and strong! From standard model all the way to custom-made design – we have the best solution for any challenge.

State-of-the-art ideas and innovative concepts are the foundation for construction machines, which meet the highest standards in a wide range of applications.

Once again, the result is impressive: our strong, sturdy, and stable wheeled excavator ATLAS 175W. An excavator like no other.

OPERATING WEIGHT	17.8 - 19.8 T
ENGINE POWER	115 KW
BUCKET CAPACITY	0.7 - 1.3 M³

THAT'S WHAT AN ATLAS IS ALL ABOUT.

HIGHER EFFICIENCY

Perfectly aligned components make the powerful engine run at top performance. The 175W impresses by its **long service life, low fuel consumption, and best performance.** Tremendously stable in value – for life.

USER-FRIENDLY SERVICE

When developing the ATLAS 175W, we already thought about maintenance. **Readily accessible service points** reduce downtime as well as maintenance cost and allow for easy and cost-effective retrofitting should the need arise. **The optional telemetric system** provides all relevant data of the machine.

UNIQUE UNDERCARRIAGE DESIGN

Thanks to its **excellent stability** and **impressive off-road mobility**, the unique undercarriage design combined with an enhanced, powerful drive motor will not let you down even in most challenging scenarios!

OPTIMUM SAFETY

A large cab door and non-slip steps ensure **safer access to the cab.** We also thought of the **cab lighting.** Needless to say that all precautionary measures are incorporated into the cab design for that extra bit of **safety according to ROPS & FOPS.**

POWERFUL HYDRAULICS

With the efficient hydraulics, excavator drivers can demonstrate with the **power** of an ATLAS 175W that they have what it takes: perform demanding tasks **fast at full capacity.** Thus, when **precision** is required, sensitive work movements become a manageable task. Under load as well.

HIGH MACHINE AVAILABILITY

This ingenious combination of **high-quality components** ensures reliable performance. All are nicely boxed thanks to the **robust design.** And the **telemetric system** provides all relevant data to prevent the project from coming to a halt.

WORKING EQUIPMENT FROM IN-HOUSE MANUFACTURING

In-house manufacturing allows for **great flexibility** and a choice of individual solutions – exactly to customer request. **The quick-change device** originates from own production as well.

COMFORTABLE CAB

Our best cab with the perfect combination of clearly arranged controls, operating comfort, and health protection! It features **360° panoramic view** for higher safety, **air conditioning** to keep your cool and for clean air as well as an **ergonomically adjustable seat** to reduce work fatigue.



COMPACT. AGILE. AND QUIET.



BEST MANEUVERABILITY IN THE MOST CONFINED SPACES

With an agile 2.24-meter swing radius, this multi-talent is perfectly suited for any job. Whether in difficult terrain or the most confined construction sites, the 175W sets new standards in terms of maneuverability. **This puts it at the very top of its class!**



BOOM WITH VARIOUS WORKING LENGTHS

Always ahead by the ideal working length! The 175W can be used in a wide range of applications. From short booms for precise operation to longer booms for greater reach, ATLAS excavators adapt to any needs. This way, no challenge remains out of reach!



LOW NOISE LEVEL – BOTH INSIDE AND OUTSIDE

The special soundproofing for more quiet inside the cab provides for better concentration and health protection. Our bearings and engines emit only a minimum of sound and the noise level, both inside and at the outside, is very low.



2.24 meters

**Smallest swing radius
Of its class!**

A LEADING EDGE IN EVERY DETAIL.

ADMITTEDLY, WE ARE A BIT PROUD. THE ATLAS 175W IS THE TAILOR-MADE RESPONSE TO CUSTOMER REQUESTS AND FUTURE REQUIREMENTS. MANY YEARS OF PASSIONATE DEVELOPMENT WORK WENT INTO THIS POWER PACKAGE.

Our goal: besides allowing for productivity increases, better environmental compatibility as well as superior safety, we aimed to create a powerful and, at the same time, maneuverable construction machine in a compact format. With the ATLAS 175W we achieved this! This means that we are again taking the lead for "standard tailor-made" solutions.

Its essence is robust and responsive, maneuverable and stable, comfortable and yet safe. Driven by uncompromising quality standards, we left nothing to chance.

To the smallest detail, from boom to accessories, we think things through to the end. And these details are highly impressive!



UNOBSTRUCTED VIEW

// Cab with 360° panoramic view

The large-scale glazing of the cab with a very large front window, undivided side windowpanes and a low-slung rear window offers the driver an unobstructed 360° view of the working environment. Thus, the workplace becomes an ergonomic and safe area and facilitates precise operation.



// Rear view camera

The standard rear and side-view camera monitor the side and rear area. Especially during rotary motions of the machine, in particular in confined spaces, the camera provides enhanced safety.



// Easy to read camera display

A clearly arranged, uncluttered and easy to read camera display – without unnecessary details – provides superior view and control.

EASY ACCESS FOR SERVICE



// Easy maintenance

A service-oriented machine set-up ensures short maintenance times and minimizes the maintenance costs involved. **All service points**, such as measuring points, filter exchange or cleaning of cooling surfaces, **are readily accessible** and, thanks to the large wide-opening service doors, they can be easily reached.



LIKE CLOCKWORK



// Central lubrication points

All necessary lubrication areas are easily accessible and clearly visible as well – so that service will also be fun in future.

READY-TO-HAND



// Trailer-hitching device

The trailer-hitching device allows for towing of trailers up to 3 tons, with overrun brake even up to 8 tons. This way, the complete tools and the required equipment can be taken along to the job site.

STOWED WELL



// Tools always on board

For quick use on site, all kinds of tools are stowed ergonomically arranged in the toolbox on the undercarriage.

EFFICIENT OPERATION



// Automatic working brake

Thanks to the automatic working brake, work can start immediately after stopping. Service brake and axle blocking are automatically activated as soon as the machine is stationary.

FEEL. GOOD. CAB.

WELCOME TO ONE OF THE WORLD'S MOST COMFORTABLE WORK-PLACES, WELCOME TO OUR CAB. WITH 360-DEGREE PANORAMIC VIEW, EASY TO READ APPLIANCES, LOW NOISE LEVEL, AND WELL-CONCEIVED VENTILATION AND ERGONOMICS CONCEPT.

Get on board, feel good, and get started! The driver's cab on the ATLAS 175W, the maneuverable powerhouse, could make others jealous of one of the nicest workstations in the world.

Special emphasis is placed on clear arrangement, driver's health as well as comfortable usability. Via non-slip steps and a wide access, you enter the spacious cab. Here, the machine operator watches over the projects from a premium driver's seat!

The seat is ergonomically designed, made from premium materials, and available in various designs – individually adjustable of course, while the pneumatic suspension and lumbar support ensure a high level of seat comfort. Seat heating and headrest are a must as well!

From the seat, everything a driver needs for the job is within easy reach. Ranging from the adjustable control panel and the ergonomically formed joystick, all control levers and panels are within reach. The automatic climate control not only provides for cooling on hot workdays but also ensures supply of clean, dust-free air, and in wintertime it keeps warm. Via the display, temperature, fan and air-conditioning can easily be controlled.

All control instruments in this state-of-the-art and well-equipped cab are clearly arranged.

One also cannot too strongly emphasize the large-scale glazing for superior panoramic view. For a safe and good feeling. Throughout the full, sometimes long workday!





**YOUR WORKSTATION
OF TOMORROW.
ALREADY TODAY.**

Atlas



// Multifunctional panel

Small, clearly arranged and made for quick access. The optimized design of the push buttons and switches help to avoid mistakes.



// Air conditioning

Fresh air keeps the head fresh and the respiratory passages clear from dust! This is created by the well-thought out ventilation system.



// Comfortable operation via joystick

Reduced to the essential elements for intuitive operation, the joystick moves ergonomically with the seat – and fits any hand.



// Bottle holder

With the bottle holder within comfortable reach, the thirst quencher is always close at hand and yet stowed well and safely!



// Monitor with side and rear view camera

The monitor ensures maximum safety thanks to a better view – in particular during rotary movements and operation in confined spaces.



// Smartphone tray with USB port

Life without smartphone? Inconceivable! In order to keep our digital all-rounder safe, it gets prominent place on the smartphone tray.



// Cooler box

Perfect for between-meal snacks: the integrated cooler box with electrical hook-up keeps the day's provisions optimally stowed.



// Non-slip flooring

Always a firm grip underfoot, even when speed is of the essence: the non-slip flooring prevents the driver from sliding.



// Front window stowable

The lower part of the front window is removable and can easily be stowed. This allows for uncomplicated and direct communication by shouting, for example, to the mate at work in the trench. In addition, it ensures an unrestricted view into the building pit.





ENGINE

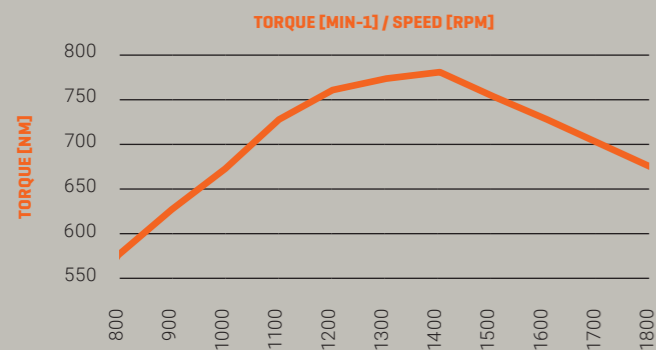


Deutz // TCD 4.1 L4 – intelligent and efficient

Since ATLAS was established, we are convinced of the quality of Deutz engines. This is why the water-cooled 4-cylinder inline engine with turbocharging and with charge air-cooling and exhaust after-treatment (EAT) is the key component of the 175W, too. The powerful Deutz Common-Rail (DCR®) high-pressure injection system and electronic engine control (EMR 5) with smart connection to the drive management ensure highest engine performance at lowest consumption.

// Compliance with emission standards:

EU-stage 5 and US EPA Tier 4 with DOC / DPF / SCR TIER IV final and the EU-stage 5.



HYDRAULIC SYSTEM



Bosch Rexroth

The hydraulic system ensures quick response times by providing maximum utilization of the available engine performance and yet, the Bosch Rexroth hydraulic system provides movements independent of the load via an electronically controlled pump and load-independent flow distribution (LUDV). This intelligent performance control ensures high flow distribution, combined with proportional work functions.

For enhanced efficiency, the work speed can always be adjusted to the operating conditions – by freely selectable and adjustable work modes. For maximum operating performance, a power boost is available as well.

AXLES



ZF

The combination of frame, axles and transmission offer a perfect output of power at enhanced stability – due to the proven selection of quality products and the ideal positioning of the components. The robust frame structure ensures higher uptime and a long service life of the machine.

The heavy-duty axle design is excellently suited for driving across difficult terrain. The pendulum axle can be controlled automatically or connected manually.

ATTACHMENT TOOLS



ATLAS

ATLAS offers a wide range of attachment tools for the most diverse requirements – and this **from in-house production!**

This provides you with plenty of benefits:

Very wear-resistant – thanks to the use of high-tensile steels and a solid construction.

Maximum efficiency – all attachment tools are specifically designed for your excavator model and will fit perfectly.

Certified – according to the applicable safety standards

Guaranteed – with full warranty coverage and support

Added value – enhanced resale value

And apart from that: The use of high-quality attachment tools may contribute to reduce fuel consumption and emissions, which in turn sustainably preserves our environment.

SLEWING RING



Thyssen Krupp – Rothe Erde

Thanks to internal gearing and sealed ball bearings, the ball bearing slewing ring from Rothe Erde is an ideal and, at the same time, cost-effective solution.

The design is resistant to major torque fluctuations at all times.



Scan QR code to go directly to **attachment tools:**

TECHNICAL DATA

ENGINE

Gross power (ISO 14396)	115 kW
Net power (ISO 9249)	110 kW
Model	Deutz TCD 4.1 L4 EU Stage V
Type	Turbocharger/intercooling
Displacement	4038 cm ³
Number of cylinders	4
Bore/cylinder stroke	101 / 126
Cooling system	water-cooled
Air filter	Dry air filter
Battery	2 x 12 V / 100 Ah
Generator	24 V / 100 A
Starter	24 V / 4.8 kW
Standard Basic equipment	automatic idling system/ engine stop cold-starting aid Diesel pre-filter Engine monitoring

HYDRAULIC SYSTEM

AWE 5 System (Load Sensing)	
Load limit controlled high-performance pump	
Fuel-efficient flow-on-demand control	
Sensitive, proportional, independent control	
Primary and secondary protection against overload	
Suction valves for all work functions	
Break protection for lift and adjustment cylinders	
Proportional grab and grab rotating function	
Three additional circuits for auxiliary consumers possible max. 260 l/min flowrate	
max. 350 bar operating pressure	
Cylinder end position damping	
Operating modes	F1 (Fine) F2 (Eco) F3 (Power)
Accumulator for emergency lowering of the arm system	
Load-limit control	

SLEWING GEAR

Axial piston motor with priority valve	
Planetary transmission	
Automatically controlled multi-disc parking brake	
Two-stage valves	
Slewing torque	41 kNm
Upper structure rotation speed	9/min

TRAVEL DRIVE + BRAKES

Variable speed drive motor	
Powershift transmission	
Double-acting brake valve	
Travel direction pre-selection via switch on joystick	
Automotive traveling and cruise control	
Max. speed	20 km/h
Off-road speed	5 km/h
Crawling speed	3.5 km/h
Traction	92 kN
Gradeability	55 %
Dual-circuit brake system	multi-disc
Parking brake	multi-disc

UNDERCARRIAGE

Steering axle with automatic pendulum axle locking	
Additional axle locking via left joystick	
Heavy-duty axles	
Toolbox at undercarriage	
STD tires: Mitas 10.00-20 16PR NB38 extra	

VIBRATION EMISSION *

Hand-arm-vibrations	< 2.5 m/s ²
Whole-body vibrations	< 0.5 m/s ²
Measurement uncertainty according to standard EN 12096:1997	

*For assessment of hazard exposure acc. to 2002/44/EG, see ISO/TR 25398:2006

DRIVER'S CAB

Meets the latest safety standard (ROPS)	
Extra-wide access	
Ample legroom	
Radio kit with mute function	
Installation kit for thermoelectric cooler	
Various storage options, document compartment	
Thermal insulating glazing, windows tinted	
Excellent panoramic view	
Driver's seat	Comfort seat with headrest Arm rests and lumbar support Seat adjustable independent of console Air suspended Heated Horizontal and vertical suspension Lumbar support
Control	Ergonomic joysticks with proportional slide Slim steering column with adjustable height and tilt Switches neatly arranged on the control panel Pendulum axle locking on the left joystick
Monitoring	Operating data indication via display Automatic monitoring, warning, and storage Rear area monitoring camera Side-view camera, right-hand side
Air-conditioning	automatic climate control Excellent air distribution due to optimally arranged nozzles Refrigerant R134a
Sound level	ISO 6396 (LpA) inside driver's cab: 69 dB(A) 2000/14 EG (LwA) ambience level: 97 dB(A)

TIRES (OPTIONAL)

4-fold set of tires 600/40 – 22.5 14PR Mitas	
4-fold set of tires 600/40 – 22.5 18PR Alliance	
4-fold set of tires 710/40 – 22.5 24PR Nokian	
8-fold set of tires 10.00-20 16PR Nokian	
8-fold set of tires 10.00-20 16PR Tread for use on asphalt	
8-fold set of tires 10.00-20 Super-elastic (up to 16 km/h)	
8-fold set of tires 315/70 R22.5 Bandenmarkt, Grader type	
8-fold set of tires 215/70 R22.5 Caliber Power Grip 23	

FILLING QUANTITIES

Fuel tank	301 liters
Cooling system	38 liters
Engine oil	14 liters
Hydraulic tank capacity	180 liters
Hydraulic system capacity	220 liters
Ad Blue®	32 liters

OPERATING WEIGHTS*

MONOBLOC BOOM		
4.32 m (C6.3M)		
	Stick 2.15 m	Stick 2.65 m
Support dozer blade	17.3 - 17.8 t	17.4 - 17.9 t
APS / Stabilizers	18.0 - 18.5 t	18.1 - 18.6 t
Stabilizers 4-fold	18.2 - 18.7 t	18.3 - 18.8 t

ADJUSTABLE BOOM		
Loading boom 1.87 m (C6.41) Boom 3.07 m (C346)		
	Stick 2.15 m	Stick 2.65 m
Support dozer blade	17.7 - 18.2 t	17.8 - 18.3 t
APS / Stabilizers	18.4 - 18.9 t	18.5 - 19.0 t
Stabilizers 4-fold	18.6 - 19.1 t	18.7 - 19.2 t

*Operating weight incl. driver, machine filled, and 1 ton for attachment tools

ATTACHMENT TOOLS (SELECTION)

	Capacity SAE	Cutting width
Bucket F415	0.67 m ³	850 mm
Bucket F418	0.92 m ³	1100 mm
Ditching bucket G644	0.56 m ³	2000 mm



ACCESSORY EQUIPMENT

IT'S WORTH IT: OUR ATLAS ACCESSORY EQUIPMENT FOR EXTRA COST-EFFECTIVENESS AND SAFETY.

FOR MORE EFFICIENCY

- Refueling pump
- Rotating beacon
- Transmission protection
- Rockfall safety guard
- Hydraulic adapter kit, Stabilizers can be operated for each axle separately
- Wheel cover
- Cab elevation
- Patented trailer hitch
- Bio-oil
- Widened axles (overall width 2.750 mm)
- Widened dozer blade (2.750 mm)
- Sprinter 35 km/h

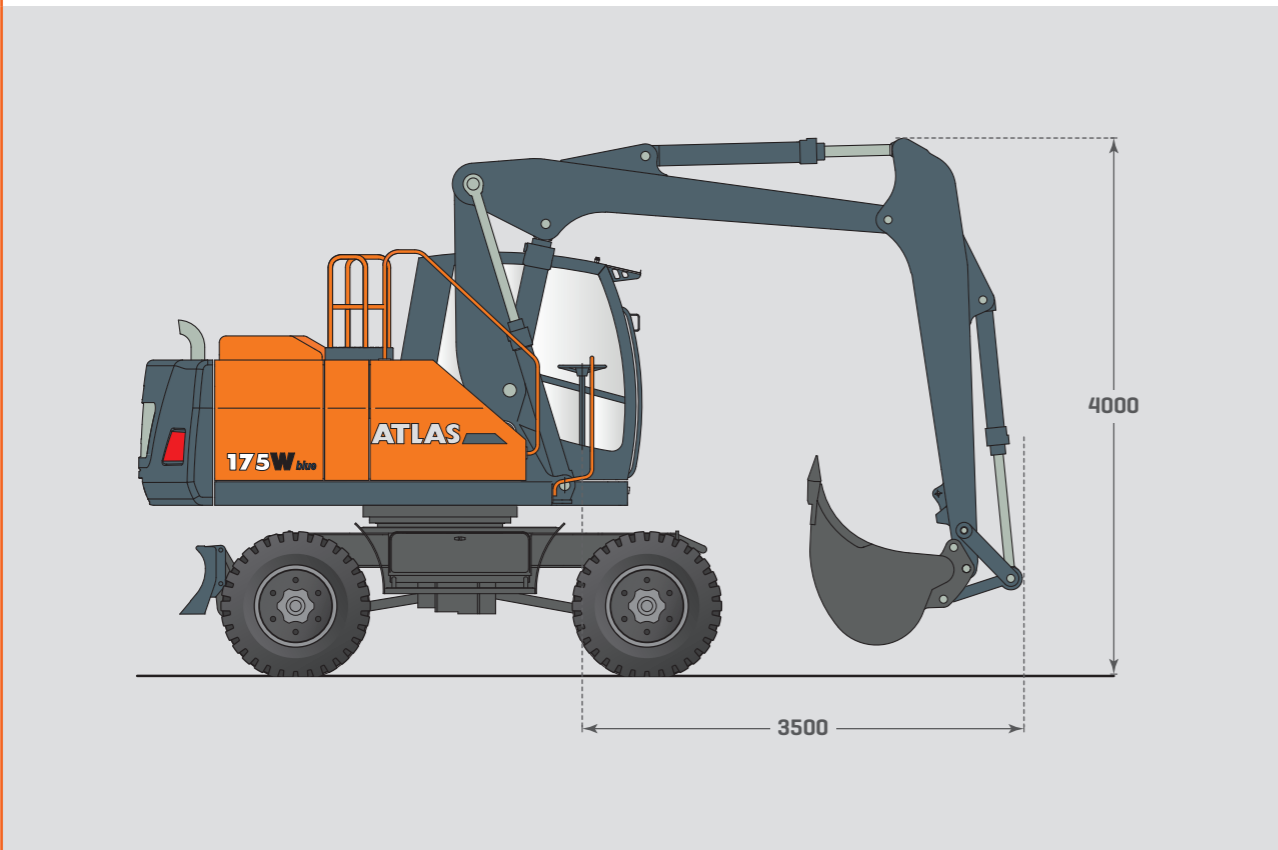
DRIVER'S COMFORT

- Automatic working brake
- Proportional control of stabilizers via slider on joystick
- Synchronous electrical central lubrication system with monitoring function for upper structure and boom equipment
- Joystick steering
- 270° camera system
- LED working lights
- 35 % axle differential lock
- Driver's seat Premium (Actimo Evolution)
- Electric cooler
- Radio with USB port and Bluetooth
- Buzzer alert for drive mode
- Auxiliary heater with water circuit
- GPS/GSM telemetry box for monitoring of operating data, consumption, position

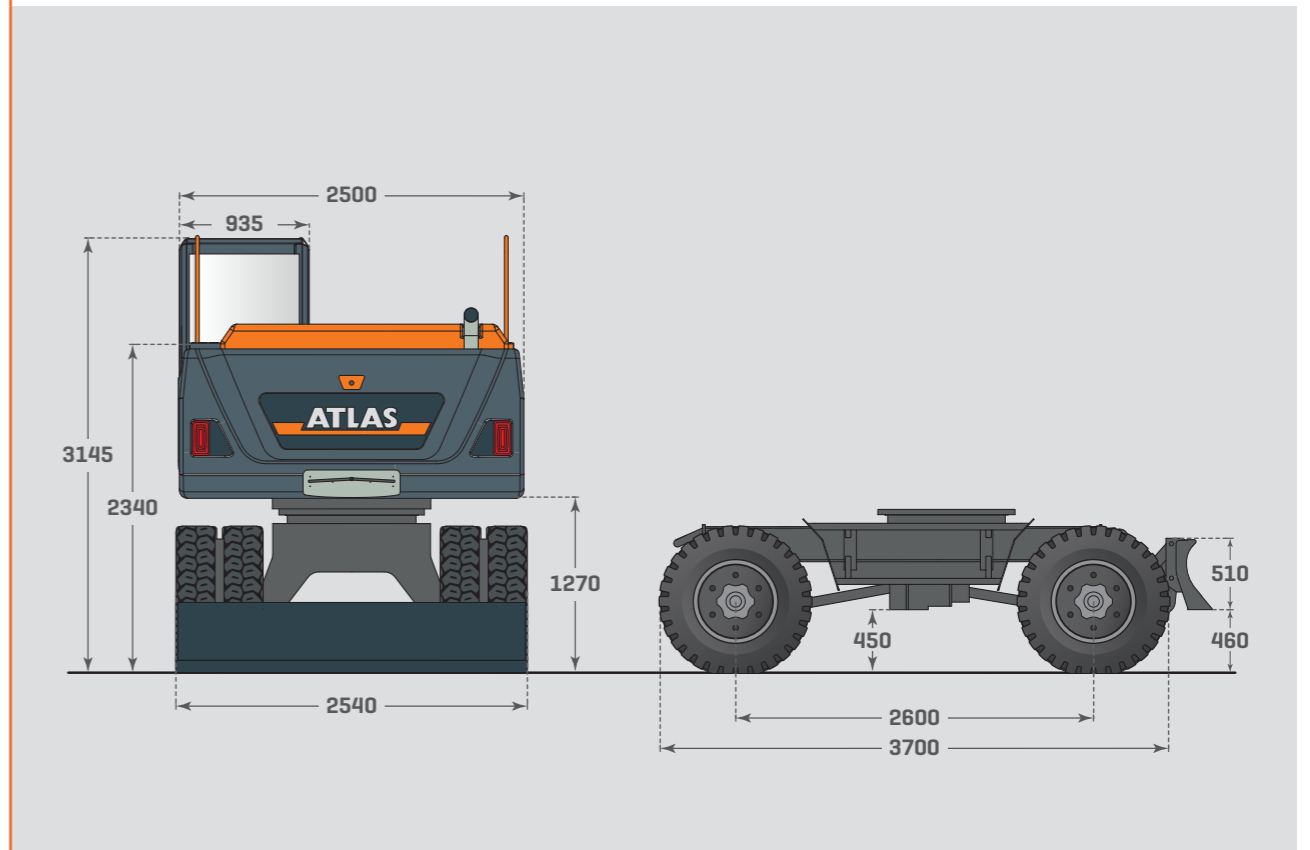
FOR ADDITIONAL ACCESSORY EQUIPMENT, SEE PRICE LIST

SPECIAL SOLUTIONS ON REQUEST

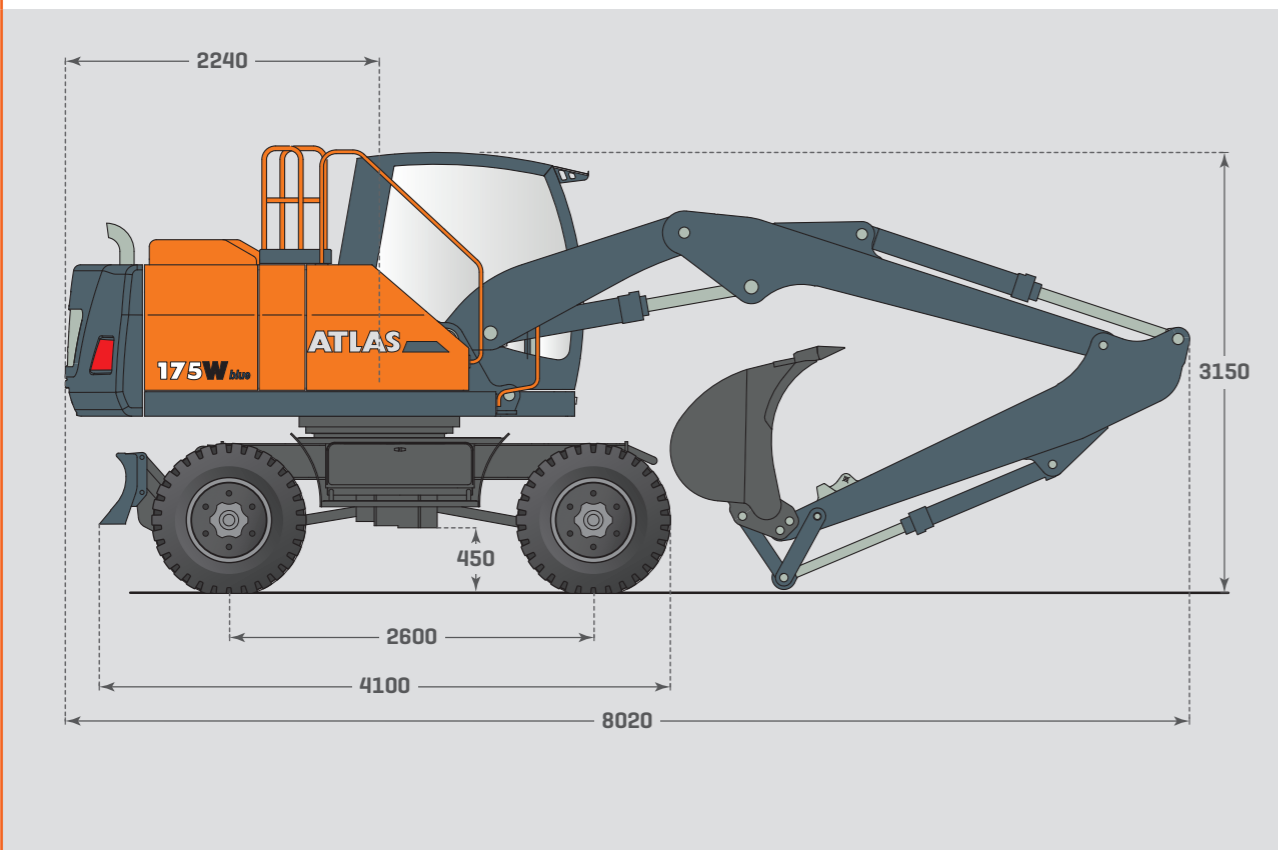
ROAD TRAVEL CONFIGURATION



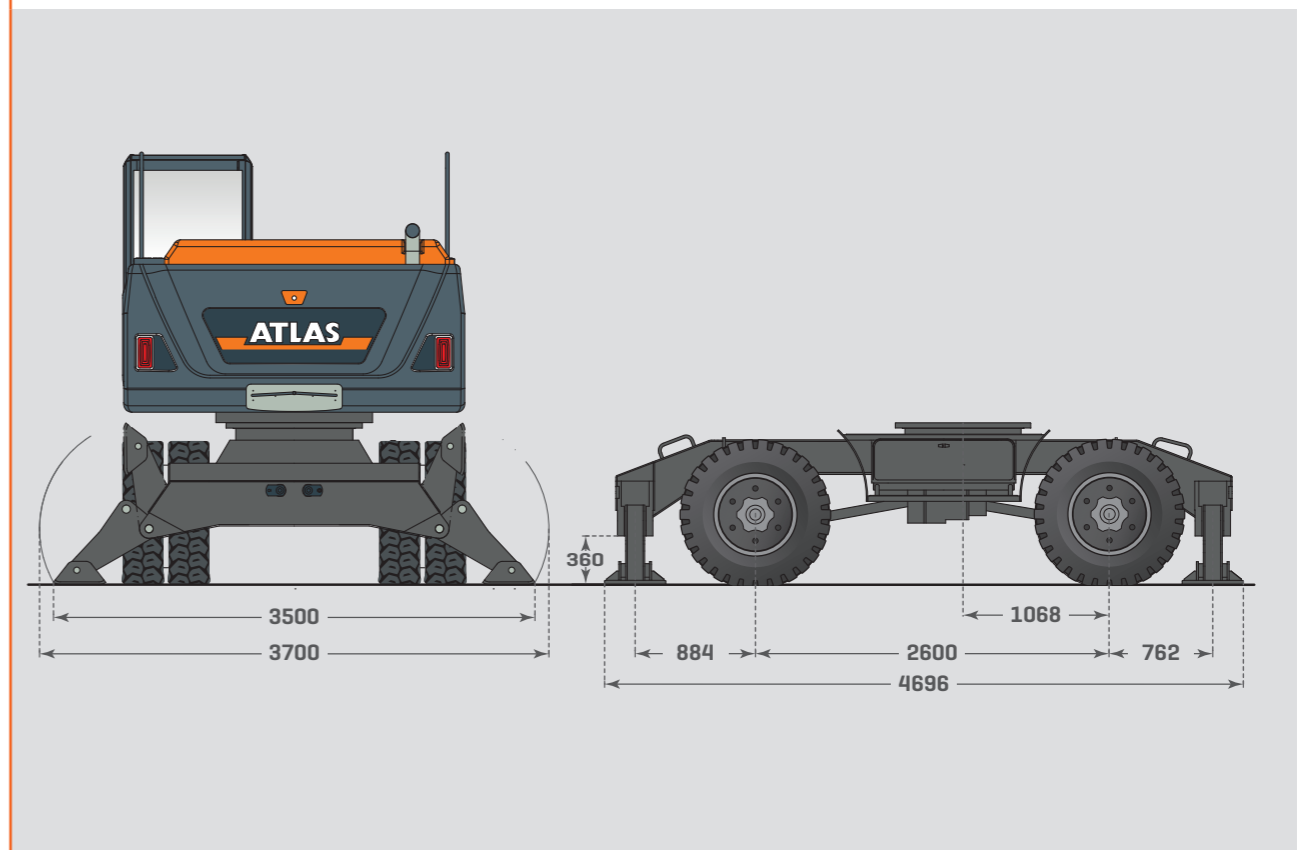
A175W.2



TRANSPORT HEIGHT (WITH BUCKET)

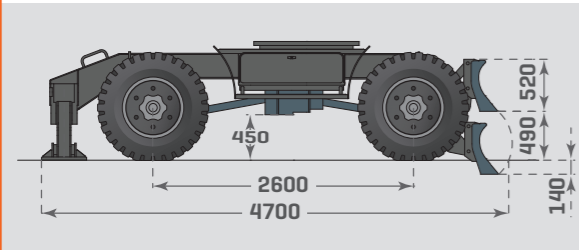


A175W.32

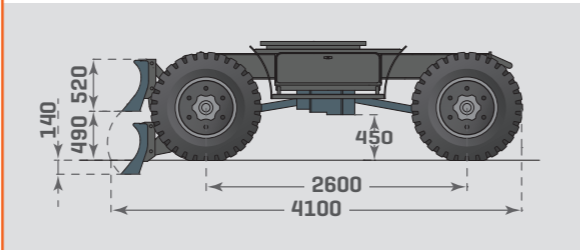


SUPPORTS

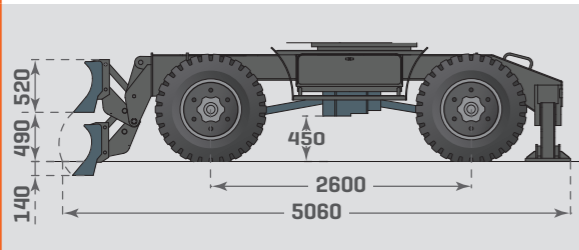
A175W.33



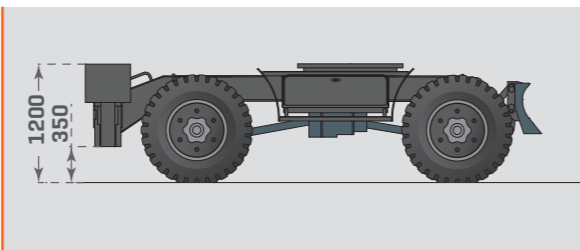
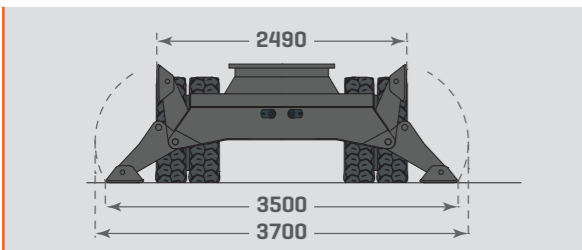
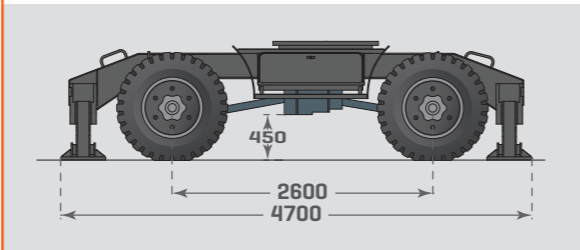
A175W.2



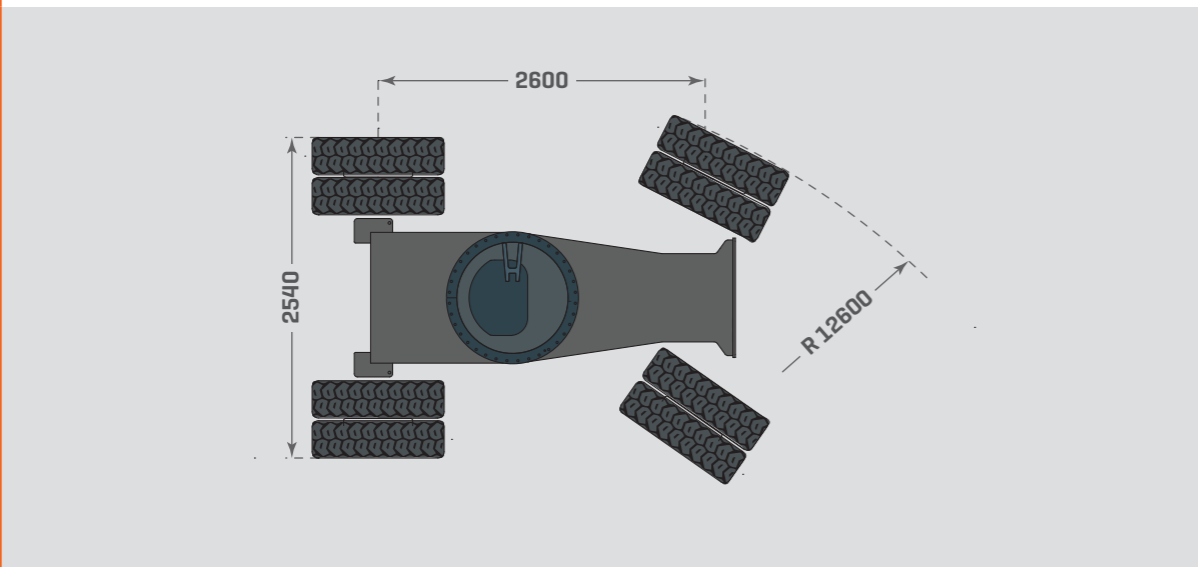
A175W.35



A175W.32




AXLE ZF 3060. TIRE 10.00-20

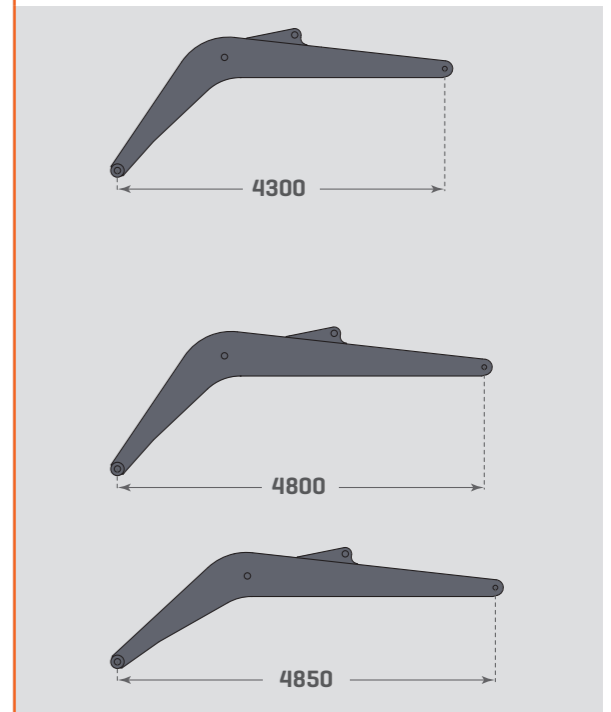


BOOMS & ARMS

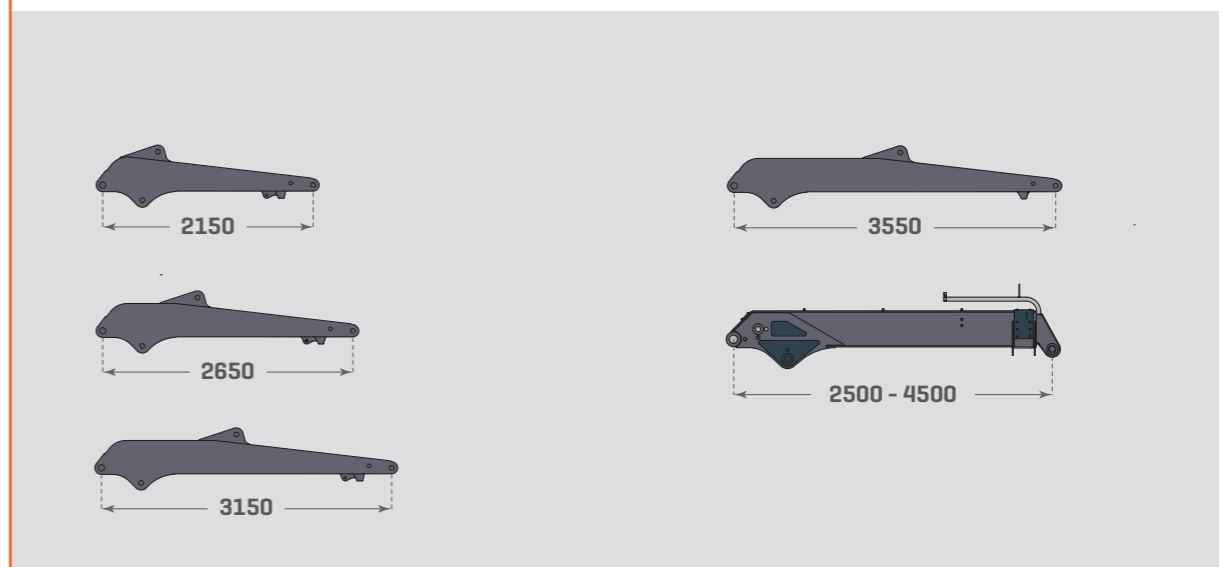
ADJUSTMENT EQUIPMENT




MONOARM



STICKS



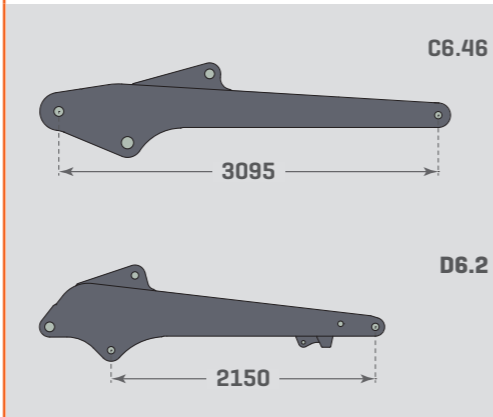
DIGGING EQUIPMENT WITH ADJUSTABLE BOOM 4.8 M. STICK 2.15 M



ADJUSTABLE BOOM C6.41. C6.46. STICK D6.2

Dipper stick length 2.15 m		
A	max. Reach	8.700 mm
B	max. Digging depth	5.050 mm
C	max. Digging depth (l=2.44 m level)	4.950 mm
D	max. Reach at ground level	8.500 mm
E	max. Dumping clearance	6.950 mm
F	max. Digging reach	9.650 mm
G	max. Vertical digging depth	3.350 mm
H	min. Front swing radius	2.700 mm
	max. Tear-out force	68 KN
	max. Breakout force	100 KN

INFO BOX



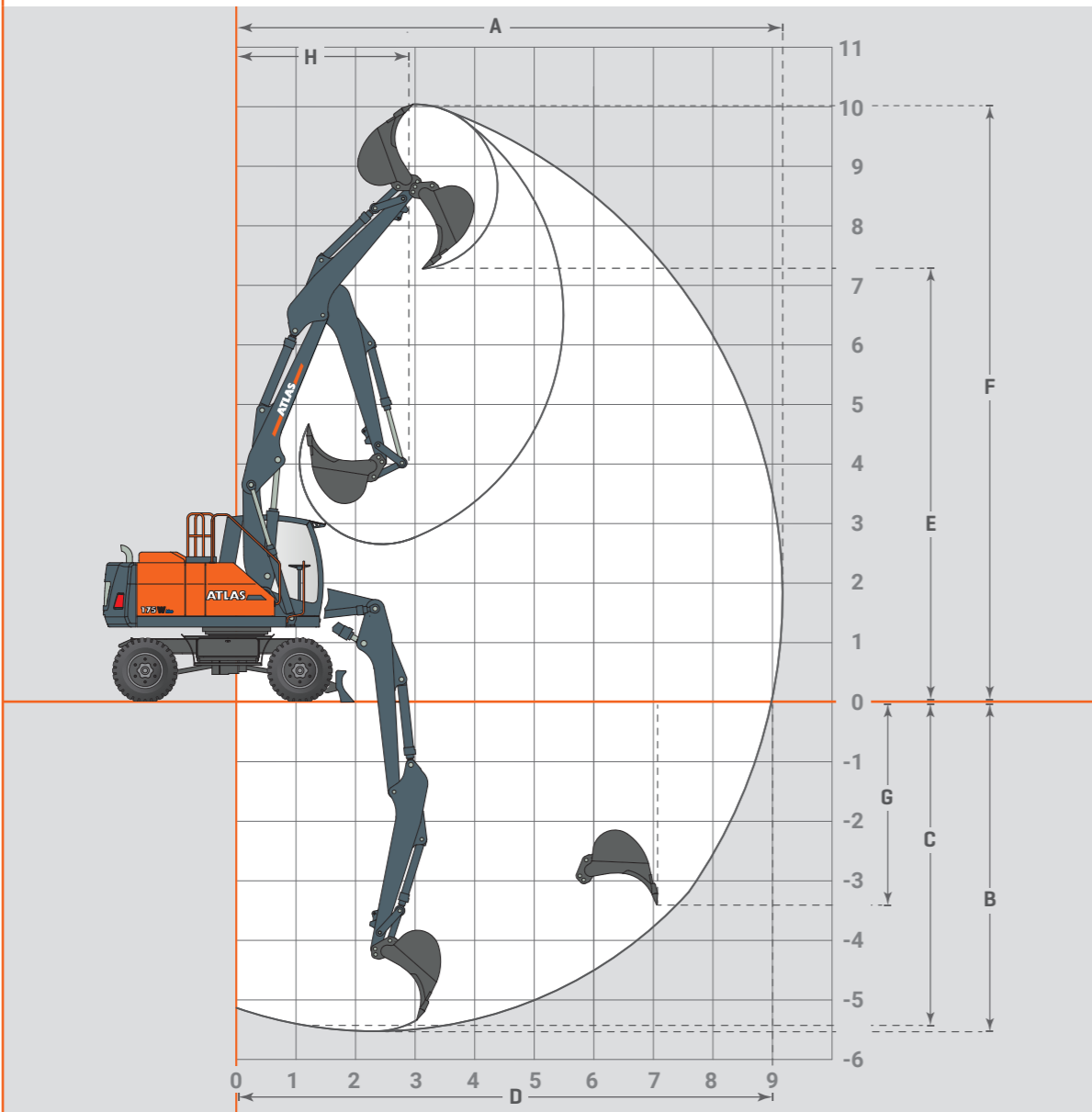
LOAD CAPACITY WITH ADJUSTABLE BOOM 4.8M, STICK 2.15M | AXLE STANDARD

	Front	Rear	2 m			3 m			4 m			5 m			6 m			7 m			
			L	Q+	Q	L	Q+	Q	L	Q+	Q	L	Q+	Q	L	Q+	Q	L	Q+	Q	
8 m	-	Blade				6.3*	6.3*	6.3*													
	Blade	Stabilizer				6.3*	6.3*	6.3*													
	Stabilizer	Stabilizer				6.3*	6.3*	6.3*													
7 m	-	Blade							4.9*	4.9*	4.9*										
	Blade	Stabilizer							4.9*	4.9*	4.9*										
	Stabilizer	Stabilizer							4.9*	4.9*	4.9*										
6 m	-	Blade							4.9*	4.9*	4.9*	4.5*	4.5*	4.3							
	Blade	Stabilizer							4.9*	4.9*	4.9*	4.5*	4.5*	4.4							
	Stabilizer	Stabilizer							4.9*	4.9*	4.9*	4.5*	4.5*	4.5*							
5 m	-	Blade				6.0*	6.0*	6.0*	5.2*	5.2*	5.2*	4.6*	4.6*	4.3	4.2*	3.6	3.2				
	Blade	Stabilizer				6.0*	6.0*	6.0*	5.2*	5.2*	5.2*	4.6*	4.6*	4.4	4.2*	4.2*	3.3				
	Stabilizer	Stabilizer				6.0*	6.0*	6.0*	5.2*	5.2*	5.2*	4.6*	4.6*	4.5	4.2*	4.2*	3.4				
4 m	-	Blade				7.8*	7.8*	7.8*	5.8*	5.8*	5.8*	4.8*	4.8*	4.3	4.3*	3.6	3.2				
	Blade	Stabilizer				7.8*	7.8*	7.8*	5.8*	5.8*	5.8*	4.8*	4.8*	4.4	4.3*	4.3*	3.3				
	Stabilizer	Stabilizer				7.8*	7.8*	7.8*	5.8*	5.8*	5.8*	4.8*	4.8*	4.5	4.3*	4.3*	3.4				
3 m	-	Blade				7.7*	7.7*	7.7*	6.7*	6.7*	6.7*	5.2*	5.2*	4.2	4.4*	3.6	3.2	3.9*	2.8	2.4	
	Blade	Stabilizer				7.7*	7.7*	7.7*	6.7*	6.7*	6.7*	5.2*	5.2*	4.3	4.4*	4.4*	3.3	3.9*	3.9*	2.5	
	Stabilizer	Stabilizer				7.7*	7.7*	7.7*	6.7*	6.7*	6.7*	5.2*	5.2*	4.4	4.4*	4.4*	3.4	3.9*	3.9*	2.6	
2 m	-	Blade	10.9*	10.9*	10.9*	9.0*	9.0*	8.3	7.3*	6.4	5.6	5.5*	4.7	4.2	4.6*	3.5	3.1	3.9*	2.7	2.4	
	Blade	Stabilizer	10.9*	10.9*	10.9*	9.0*	9.0*	8.6	7.3*	7.3*	5.8	5.5*	5.5*	4.3	4.6*	4.6*	3.2	3.9*	3.9*	2.5	
	Stabilizer	Stabilizer	10.9*	10.9*	10.9*	9.0*	9.0*	8.7	7.3*	7.3*	5.9	5.5*	5.5*	4.4	4.6*	4.6*	3.3	3.9*	3.9*	2.5	
1 m	-	Blade	17.1*	17.1*	16.2	10.4*	9.8	8.4	7.4*	6.3	5.5	5.7*	4.6	4.0	4.7*	3.4	3.1	3.9*	2.7	2.4	
	Blade	Stabilizer	17.1*	17.1*	16.7	10.4*	10.4*	8.6	7.4*	7.4*	5.7	5.7*	5.7*	4.2	4.7*	4.7*	3.2	3.9*	3.9*	2.5	
	Stabilizer	Stabilizer	17.1*	17.1*	17.0	10.4*	10.4*	8.8	7.4*	7.4*	5.8	5.7*	5.7*	4.2	4.7*	4.7*	3.2	3.9*	3.9*	2.5	
0 m	-	Blade	18.2*	18.2*	15.7	10.5*	9.3	7.9	7.5*	6.0	5.3	5.8*	4.5	3.9	4.7*	3.4	3.0	3.7*	2.7	2.3	
	Blade	Stabilizer	18.2*	18.2*	16.3	10.5*	10.5*	8.2	7.5*	7.5*	5.4	5.8*	5.8*	4.1	4.7*	4.7*	3.1	3.7*	3.7*	2.4	
	Stabilizer	Stabilizer	18.2*	18.2*	16.6	10.5*	10.5*	8.3	7.5*	7.5*	5.5	5.8*	5.8*	4.1	4.7*	4.7*	3.1	3.7*	3.7*	2.5	
-1 m	-	Blade	18.4*	18.4*	15.9	10.7*	9.2	7.9	7.5*	5.9	5.2	5.8*	4.3	3.8	4.7*	3.3	2.9				
	Blade	Stabilizer	18.4*	18.4*	16.4	10.7*	10.7*	8.1	7.5*	7.5*	5.3	5.8*	5.8*	3.9	4.7*	4.7*	3.0				
	Stabilizer	Stabilizer	18.4*	18.4*	16.7	10.7*	10.7*	8.3	7.5*	7.5*	5.4	5.8*	5.8*	4.0	4.7*	4.7*	3.1				
-2 m	-	Blade	18.6*	18.6*	16.0	11.0*	9.2	7.8	7.8*	5.9	5.2	5.8*	4.3	3.7	3.7*	3.3	2.9				
	Blade	Stabilizer	18.6*	18.6*	16.5	11.0*	11.0*	8.1	7.8*	7.8*	5.3	5.8*	5.8*	3.9	3.7*	3.7*	3.0				
	Stabilizer	Stabilizer	18.6*	18.6*	16.8	11.0*	11.0*	8.2	7.8*	7.8*	5.4	5.8*	5.8*	3.9	3.7*	3.7*	3.0				
-3 m	-	Blade	17.5*	17.5*	16.2	10.3*	9.2	7.9	6.7*	5.9	5.1										
	Blade	Stabilizer	17.5*	17.5*	16.7	10.3*	10.3*	8.1	6.7*	6.7*	5.3										
	Stabilizer	Stabilizer	17.5*	17.5*	17.0	10.3*	10.3*	8.3	6.7*	6.7*	5.4										

LOAD CAPACITY WITH ADJUSTABLE BOOM 4.8M, STICK 2.15M | AXLE WIDE

	Front	Rear	2 m			3 m			4 m			5 m			6 m			7 m			
			L	Q+	Q	L	Q+	Q	L	Q+	Q	L	Q+	Q	L	Q+	Q	L	Q+	Q	
8 m	-	Blade				6.3*	6.3*	6.3*													
	Blade	Stabilizer				6.3*	6.3*	6.3*													
	Stabilizer	Stabilizer				6.3*	6.3*	6.3*													
7 m	-	Blade							4.9*	4.9*	4.9*										
	Blade	Stabilizer							4.9*	4.9*	4.9*										
	Stabilizer	Stabilizer							4.9*	4.9*	4.9*										
6 m	-	Blade							4.9*	4.9*	4.9*	4.5*	4.5*	4.5*							
	Blade	Stabilizer							4.9*	4.9*	4.9*	4.5*	4.5*	4.5*							
	Stabilizer	Stabilizer							4.9*	4.9*	4.9*	4.5*	4.5*	4.5*							
5 m	-	Blade				6.0*	6.0*	6.0*	5.2*	5.2*	5.2*	4.6*	4.6*	4.6*	4.2*	4.0	3.5				
	Blade	Stabilizer				6.0*	6.0*	6.0*	5.2*	5.2*	5.2*	4.6*	4.6*	4.6*	4.2*	4.2*	3.7				
	Stabilizer	Stabilizer				6.0*	6.0*	6.0*	5.2*	5.2*	5.2*	4.6*	4.6*	4.6*	4.2*	4.2*	3.7				
4 m	-	Blade				7.8*	7.8*	7.8*	5.8*	5.8*	5.8*	4.8*	4.8*	4.7	4.3*	4.0	3.6				
	Blade	Stabilizer				7.8*	7.8*	7.8*	5.8*	5.8*	5.8*	4.8*	4.8*	4.8*	4.3*	4.3*	3.8				
	Stabilizer	Stabilizer				7.8*	7.8*	7.8*	5.8*	5.8*	5.8*	4.8*	4.8*	4.8*	4.3*	4.3*	3.7				
3 m	-	Blade				7.7*	7.7*	7.7*	6.7*	6.7*	6.2	5.2*	5.2*	4.7	4.4*	3.9	3.5	3.9*	3.0	2.7	
	Blade	Stabilizer				7.7*	7.7*	7.7*	6.7*	6.7*	6.6	5.2*	5.2*	4.9	4.4*	4.4*	3.7	3.9*	3.9*	2.9	
	Stabilizer	Stabilizer				7.7*	7.7*	7.7*	6.7*	6.7*	6.5	5.2*	5.2*	4.9	4.4*	4.4*	3.7	3.9*	3.9*	2.8	
2 m	-	Blade	10.9*	10.9*	10.9*	9.0*	9.0*	9.0*	7.3*	7.1	6.3	5.5*	5.2	4.6	4.6*	3.8	3.4	3.9*	3.0	2.7	
	Blade	Stabilizer	10.9*	10.9*	10.9*	9.0*	9.0*	9.0*	7.3*	7.3*	6.6	5.5*	5.5*	4.9	4.6*	4.6*	3.6	3.9*	3.9*	2.8	
	Stabilizer	Stabilizer	10.9*	10.9*	10.9*	9.0*	9.0*	9.0*	7.3*	7.3*	6.5	5.5*	5.5*	4.9	4.6*	4.6*	3.6	3.9*	3.9*	2.8	
1 m	-	Blade	17.1*	17.1*	17.1*	10.4*	10.4*	9.5	7.4*	7.0	6.1	5.7*	5.0	4.5	4.7*	3.8	3.4	3.9*	2.9	2.6	
	Blade	Stabilizer	17.1*	17.1*	17.1*	10.4*	10.4*	10.0	7.4*	7.4*	6.5	5.7*	5.7*	4.7	4.7*	4.7*	3.6	3.9*	3.9*	2.8	
	Stabilizer	Stabilizer	17.1*	17.1*	17.1*	10.4*	10.4*	9.9	7.4*	7.4*	6.4	5.7*	5.7*	4.7	4.7*	4.7*	3.5	3.9*	3.9*	2.8	
0 m	-	Blade	18.2*	18.2*	18.2*	10.5*	10.5*	9.0	7.5*	6.7	5.9	5.8*	4.9	4.3	4.7*	3.7	3.3	3.7*	2.9	2.6	
	Blade	Stabilizer	18.2*	18.2*	18.2*	10.5*	10.5*	9.5	7.5*	7.5*	6.2	5.8*	5.8*	4.6	4.7*	4.7*	3.5	3.7*	3.7*	2.8	
	Stabilizer	Stabilizer	18.2*	18.2*	18.2*	10.5*	10.5*	9.5	7.5*	7.5*	6.2	5.8*	5.8*	4.6	4.7*	4.7*	3.5	3.7*	3.7*	2.7	
-1 m	-	Blade	18.4*	18.4*	18.4*																

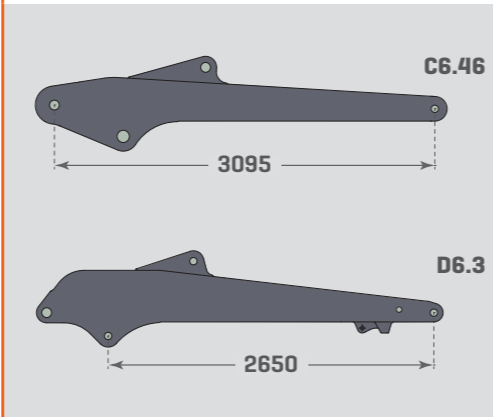
DIGGING EQUIPMENT WITH ADJUSTABLE BOOM 4.8 M, STICK 2.65 M



ADJUSTABLE BOOM C6.41, C6.46, STICK D6.3

Dipper stick length 2.65 m		
A	max. Reach	9.200 mm
B	max. Digging depth	5.550 mm
C	max. Digging depth (l=2.44 m level)	5.400 mm
D	max. Reach at ground level	9.000 mm
E	max. Dumping clearance	7.300 mm
F	max. Digging reach	10.100 mm
G	max. Vertical digging depth	3.400 mm
H	min. Front swing radius	2.850 mm
	max. Tear-out force	60 KN
	max. Breakout force	100 KN

INFO BOX



LOAD CAPACITY WITH ADJUSTABLE BOOM 4.8M, STICK 2.65M | AXLE STANDARD

	Front	Rear	2 m			3 m			4 m			5 m			6 m			7 m								
			L	Q+	Q	L	Q+	Q	L	Q+	Q	L	Q+	Q	L	Q+	Q	L	Q+	Q						
8 m	-	Blade							4.9*	4.9*	4.9*															
	Stabilizer	Stabilizer							4.9*	4.9*	4.9*															
7 m	-	Blade										4.1*	4.1*	4.1*												
	Stabilizer	Stabilizer										4.1*	4.1*	4.1*												
6 m	-	Blade											4.0*	4.0*	4.0*	3.8*	3.6	3.2								
	Stabilizer	Stabilizer											4.0*	4.0*	4.0*	3.8*	3.8*	3.3								
5 m	-	Blade												4.7*	4.7*	4.7*	4.2*	4.2*	4.2*	3.8*	3.7	3.3	3.6*	2.8	2.5	
	Stabilizer	Stabilizer												4.7*	4.7*	4.7*	4.2*	4.2*	4.2*	3.8*	3.8*	3.4	3.6*	3.6*	2.5	
4 m	-	Blade							6.1*	6.1*	6.1*															
	Stabilizer	Stabilizer							6.1*	6.1*	6.1*															
3 m	-	Blade							7.7*	7.7*	7.7*															
	Stabilizer	Stabilizer							7.7*	7.7*	7.7*															
2 m	-	Blade	10.5*	10.5*	10.5*				9.0*	9.0*	8.5															
	Stabilizer	Stabilizer	10.5*	10.5*	10.5*				9.0*	9.0*	8.9															
1 m	-	Blade	16.6*	16.6*	16.6*				10.3*	10.3*	8.4															
	Stabilizer	Stabilizer	16.6*	16.6*	16.6*				10.3*	10.3*	8.8															
0 m	-	Blade	18.0*	18.0*	16.2				10.5*	9.5	8.1															
	Stabilizer	Stabilizer	18.0*	18.0*	16.7				10.5*	10.5*	8.4															
-1 m	-	Blade	17.7*	17.7*	15.5				10.5*	9.2	7.8															
	Stabilizer	Stabilizer	17.7*	17.7*	16.0				10.5*	10.5*	8.1															
-2 m	-	Blade	18.5*	18.5*	15.8				10.8*	9.1	7.7															
	Stabilizer	Stabilizer	18.5*	18.5*	16.4				10.8*	10.8*	8.0															
-3 m	-	Blade	18.2*	18.2*	15.9				10.9*	9.2	7.8															
	Stabilizer	Stabilizer	18.2*	18.2*	16.4				10.9*	10.9*	8.1															
-4 m	-	Blade	14.4*	14.4*	14.4*				8.3*	8.3*	7.7															
	Stabilizer	Stabilizer	14.4*	14.4*	14.4*				8.3*	8.3*	8.0															


LOAD CAPACITY WITH ADJUSTABLE BOOM 4.8M, STICK 2.65M | AXLE WIDE

	Front	Rear	2 m			3 m			4 m			5 m			6 m			7 m								
			L	Q+	Q	L	Q+	Q	L	Q+	Q	L	Q+	Q	L	Q+	Q	L	Q+	Q						
8 m	-	Blade																								
	Stabilizer	Stabilizer																								
7 m	-	Blade																								
	Stabilizer	Stabilizer																								
6 m	-	Blade																								
	Stabilizer	Stabilizer																								
5 m	-	Blade																								
	Stabilizer	Stabilizer																								
4 m	-	Blade							6.1*	6.1*	6.1*															
	Stabilizer	Stabilizer							6.1*	6.1*	6.1*															
3 m	-	Blade							7.7*	7.7*	7.7*															
	Stabilizer	Stabilizer							7.7*	7.7*	7.7*															
2 m	-	Blade	10.5*	10.5*	10.5*				9.0*	9.0*	9.0*															
	Stabilizer	Stabilizer	10.5*	10.5*	10.5*				9.0*	9.0*	9.0*															
1 m	-	Blade	16.6*	16.6*	16.6*				10.3*	10.3*	9.5															
	Stabilizer	Stabilizer	16.6*	16.6*	16.6*				10.3*	10.3*	9.9															
0 m	-	Blade	18.0*	18.0*	18.0*				10.5*	10.5*	9.3															
	Stabilizer	Stabilizer	18.0*	18.0*	18.0*				10.5*	10.5*	9.7															
-1 m	-	Blade	17.7*	17.7*	17.7*				10.5*	10.4	8.9															
	Stabilizer	Stabilizer	17.7*	17.7*	17.7*				10.5*	10.5*	9.4															
-2 m	-	Blade	18.5*	18.5*	18.5*				10.8*	10.3	8.8															
	Stabilizer	Stabilizer	18.5*	18.5*	18.5*				10.8*	10.8*	9.3															
-3 m	-	Blade	18.2*	18.2*	18.2*				10.9*	10.4	8.9															
	Stabilizer	Stabilizer	18.2*	18.2*	18.2*				10.9*	10.9*	9.3															
-4 m	-	Blade	14.4*	14.4*	14.4*				8.3*	8.3*	8.3*															
	Stabilizer	Stabilizer	14.4*	14.4*	14.4*				8.3*	8.3*	8.3*															

Lift capacities in tons (T) at the articulated jib end, without bucket tipping cylinder, without tool. Values on level ground, locked pendulum axle, and pressure switched on. Values laterally to the undercarriage apply throughout 360° rotatable. The values Laterally 1) apply supported. The values longitudinally to the undercarriage apply supported across the rigid axle as well as unsupported across the steering axle. The indicated load values are stated according to ISO 10567. Imply a stability of 25% and are calculated at 87% of the maximum hydraulic lifting capacity. An asterisk (*) marks the values that are limited by hydraulic lifting capacity.



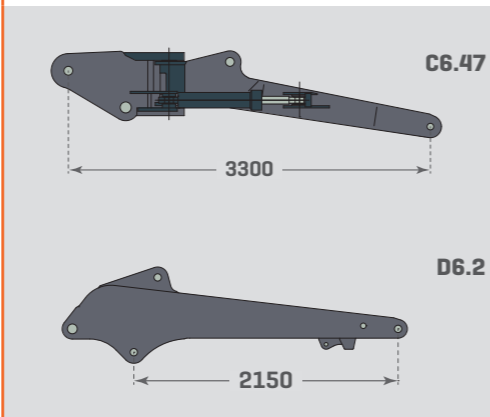
DIGGING EQUIPMENT WITH ADJUSTABLE BOOM, Laterally Adjustable 5.00m, Stick 2.15 m



ADJUSTABLE BOOM C6.41, C6.47, STICK D6.2

Dipper stick length 2.15 m		
A	max. Reach	8.950 mm
B	max. Digging depth	5.300 mm
C	max. Digging depth (l=2.44 m level)	5.150 mm
D	max. Reach at ground level	8.750 mm
E	max. Dumping clearance	7.150 mm
F	max. Digging reach	9.900 mm
G	max. Vertical digging depth	3.350 mm
H	min. Front swing radius	2.900 mm
	max. Tear-out force	68 KN
	max. Breakout force	100 KN

INFO BOX



LOAD CAPACITY BOOM, Laterally Adjustable 5.00m, Stick 2.15 m | AXLE STANDARD

	Front	Rear	2 m			3 m			4 m			5 m			6 m			7 m		
			L	Q+	Q	L	Q+	Q	L	Q+	Q	L	Q+	Q	L	Q+	Q	L	Q+	Q
7 m	-	Blade							4.8*	4.8*	4.8*	4.4*	4.4*	4.2						
	Blade	Stabilizer							4.8*	4.8*	4.8*	4.4*	4.4*	4.3						
	Stabilizer	Stabilizer							4.8*	4.8*	4.8*	4.4*	4.4*	4.4						
6 m	-	Blade							4.7*	4.7*	4.7*	4.3*	4.3*	4.3*	4.0*	3.5	3.1			
	Blade	Stabilizer							4.7*	4.7*	4.7*	4.3*	4.3*	4.3*	4.0*	4.0*	3.2			
	Stabilizer	Stabilizer							4.7*	4.7*	4.7*	4.3*	4.3*	4.3*	4.0*	4.0*	3.3			
5 m	-	Blade				6.2*	6.2*	6.2*	5.1*	5.1*	5.1*	4.4*	4.4*	4.3	4.0*	3.6	3.2			
	Blade	Stabilizer				6.2*	6.2*	6.2*	5.1*	5.1*	5.1*	4.4*	4.4*	4.3	4.0*	4.0*	3.3			
	Stabilizer	Stabilizer				6.2*	6.2*	6.2*	5.1*	5.1*	5.1*	4.4*	4.4*	4.4*	4.0*	4.0*	3.4			
4 m	-	Blade				6.9*	6.9*	6.9*	5.8*	5.8*	5.7	4.7*	4.7*	4.2	4.1*	3.7	3.2	3.7*	2.7	2.4
	Blade	Stabilizer				6.9*	6.9*	6.9*	5.8*	5.8*	5.8*	4.7*	4.7*	4.3	4.1*	4.1*	3.2	3.7*	3.7*	2.5
	Stabilizer	Stabilizer				6.9*	6.9*	6.9*	5.8*	5.8*	5.8*	4.7*	4.7*	4.4	4.1*	4.1*	3.4	3.7*	3.7*	2.5
3 m	-	Blade				6.8*	6.8*	6.8*	6.5*	6.5*	5.7	5.1*	4.7	4.2	4.3*	3.6	3.2	3.7*	2.7	2.4
	Blade	Stabilizer				6.8*	6.8*	6.8*	6.5*	6.5*	5.8	5.1*	5.1*	4.3	4.3*	4.3*	3.2	3.7*	3.7*	2.5
	Stabilizer	Stabilizer				6.8*	6.8*	6.8*	6.5*	6.5*	5.9	5.1*	5.1*	4.4	4.3*	4.3*	3.4	3.7*	3.7*	2.5
2 m	-	Blade				8.2*	8.2*	8.2*	7.0*	6.3	5.5	5.4*	4.7	4.2	4.5*	3.6	3.2	3.8*	2.7	2.4
	Blade	Stabilizer				8.2*	8.2*	8.2*	7.0*	7.0*	5.6	5.4*	5.4*	4.2	4.5*	4.5*	3.3	3.8*	3.7	2.4
	Stabilizer	Stabilizer				8.2*	8.2*	8.2*	7.0*	7.0*	5.8	5.4*	5.4*	4.4	4.5*	4.5*	3.3	3.8*	3.8*	2.5
1 m	-	Blade	15.4*	15.4*	15.4*	9.8*	9.6	8.2	7.2*	6.3	5.5	5.5*	4.6	4.0	4.5*	3.4	3.0	3.8*	2.6	2.3
	Blade	Stabilizer	15.4*	15.4*	15.4*	9.8*	9.8*	8.4	7.2*	7.2*	5.6	5.5*	5.5*	4.1	4.5*	4.5*	3.1	3.8*	3.7	2.4
	Stabilizer	Stabilizer	15.4*	15.4*	15.4*	9.8*	9.8*	8.6	7.2*	7.2*	5.8	5.5*	5.5*	4.2	4.5*	4.5*	3.2	3.8*	3.8*	2.5
0 m	-	Blade	17.8*	17.8*	15.6	10.2*	9.1	7.8	7.2*	6.0	5.2	5.6*	4.4	3.9	4.5*	3.3	2.9	3.8*	2.6	2.3
	Blade	Stabilizer	17.8*	17.8*	15.9	10.2*	10.2*	7.9	7.2*	7.2*	5.3	5.6*	5.6*	3.9	4.5*	4.5*	3.0	3.8*	3.7	2.3
	Stabilizer	Stabilizer	17.8*	17.8*	16.4	10.2*	10.2*	8.2	7.2*	7.2*	5.5	5.6*	5.6*	4.1	4.5*	4.5*	3.1	3.8*	3.8*	2.4
-1 m	-	Blade	17.7*	17.7*	15.0	10.4*	9.0	7.6	7.3*	5.8	5.1	5.6*	4.3	3.8	4.6*	3.2	2.8	3.1*	2.6	2.3
	Blade	Stabilizer	17.7*	17.7*	15.4	10.4*	10.4*	7.8	7.3*	7.3*	5.2	5.6*	5.6*	3.9	4.6*	4.6	2.9	3.1*	3.1*	2.3
	Stabilizer	Stabilizer	17.7*	17.7*	15.8	10.4*	10.4*	8.0	7.3*	7.3*	5.3	5.6*	5.6*	4.0	4.6*	4.6*	3.0	3.1*	3.1*	2.4
-2 m	-	Blade	18.1*	18.1*	15.5	10.6*	9.0	7.6	7.5*	5.8	5.1	5.7*	4.2	3.6	4.0*	3.2	2.8			
	Blade	Stabilizer	18.1*	18.1*	15.9	10.6*	10.6*	7.8	7.5*	7.5*	5.2	5.7*	5.7*	3.7	4.0*	4.0*	2.9			
	Stabilizer	Stabilizer	18.1*	18.1*	16.3	10.6*	10.6*	8.0	7.5*	7.5*	5.3	5.7*	5.7*	3.8	4.0*	4.0*	2.9			
-3 m	-	Blade	17.6*	17.6*	15.8	10.6*	9.1	7.8	7.0*	5.7	4.9	4.4*	4.1	3.6						
	Blade	Stabilizer	17.6*	17.6*	16.2	10.6*	10.6*	7.9	7.0*	7.0*	5.1	4.4*	4.4*	3.7						
	Stabilizer	Stabilizer	17.6*	17.6*	16.6	10.6*	10.6*	8.2	7.0*	7.0*	5.2	4.4*	4.4*	3.8						

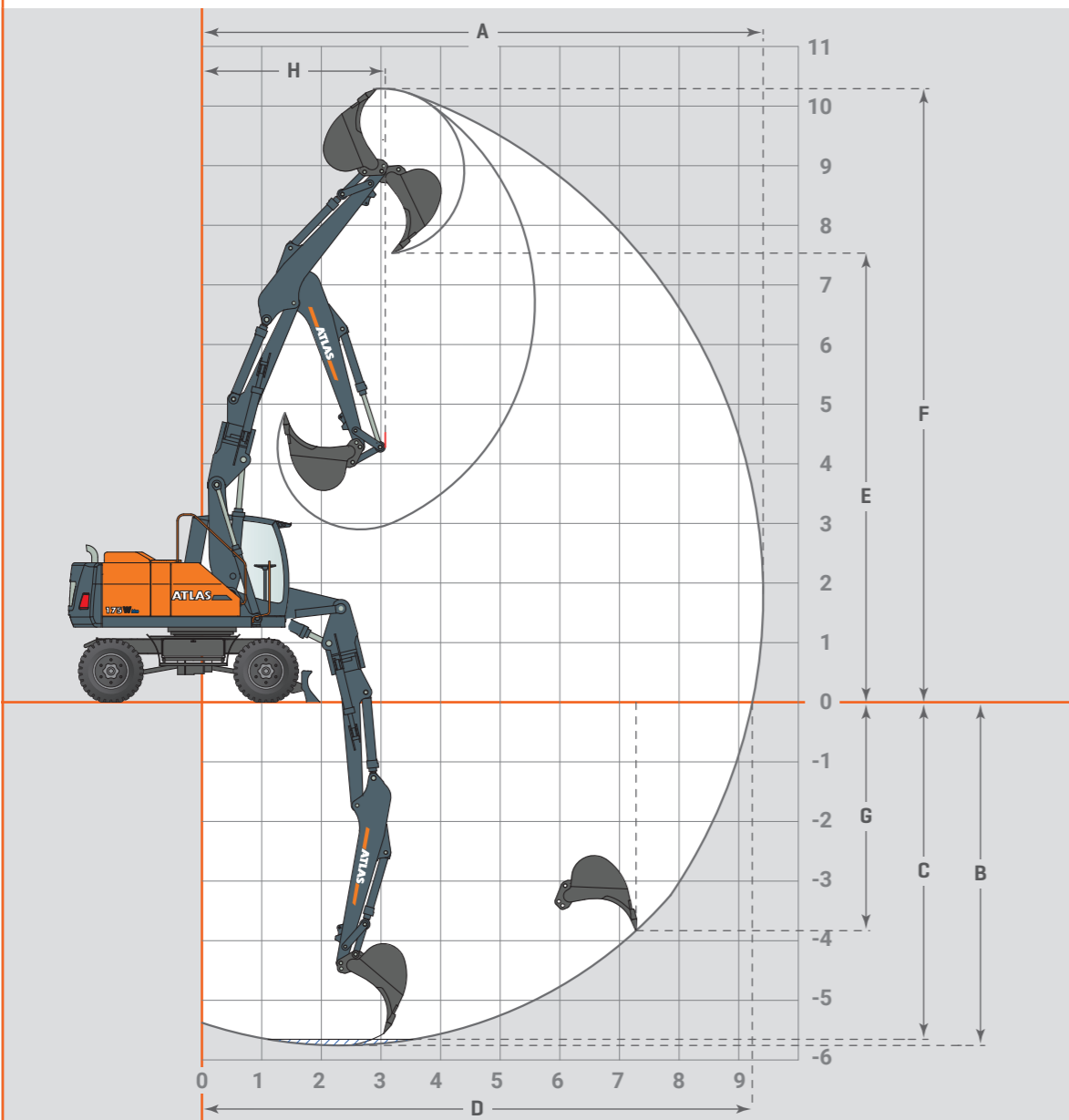
LOAD CAPACITY BOOM, Laterally Adjustable 5.00m, Stick 2.15 m | AXLE WIDE

	Front	Rear	2 m			3 m			4 m			5 m			6 m			7 m		
			L	Q+	Q	L	Q+	Q	L	Q+	Q	L	Q+	Q	L	Q+	Q	L	Q+	Q
7 m	-	Blade							4.8*	4.8*	4.8*	4.4*	4.4*	4.4*						
	Blade	Stabilizer							4.8*	4.8*	4.8*	4.4*	4.4*	4.4*						
	Stabilizer	Stabilizer							4.8*	4.8*	4.8*	4.4*	4.4*	4.4*						
6 m	-	Blade							4.7*	4.7*	4.7*	4.3*	4.3*	4.3*	4.0*	3.9	3.4			
	Blade	Stabilizer							4.7*	4.7*	4.7*	4.3*	4.3*	4.3*	4.0*	4.0*	3.6			
	Stabilizer	Stabilizer							4.7*	4.7*	4.7*	4.3*	4.3*	4.3*	4.0*	4.0*	3.6			
5 m	-	Blade				6.2*	6.2*	6.2*	5.1*	5.1*	5.1*	4.4*	4.4*	4.4*	4.0*	4.0*	3.5			
	Blade	Stabilizer				6.2*	6.2*	6.2*	5.1*	5.1*	5.1*	4.4*	4.4*	4.4*	4.0*	4.0*	3.8			
	Stabilizer	Stabilizer				6.2*	6.2*	6.2*	5.1*	5.1*	5.1*	4.4*	4.4*	4.4*	4.0*	4.0*	3.7			
4 m	-	Blade				6.9*	6.9*	6.9*	5.8*	5.8*	5.8*	4.7*	4.7*	4.6	4.1*	4.0	3.6	3.7*	3.0	2.7
	Blade	Stabilizer				6.9*	6.9*	6.9*	5.8*	5.8*	5.8*	4.7*	4.7*	4.7*	4.1*	4.1*	3.7	3.7*	3.7*	2.8
	Stabilizer	Stabilizer				6.9*	6.9*	6.9*	5.8*	5.8*	5.8*	4.7*	4.7*	4.7*	4.1*	4.1*	3.7	3.7*	3.7*	2.8
3 m	-	Blade				6.8*	6.8*	6.8*	6.5*	6.5*	6.3	5.1*	5.1*	4.6	4.3*	4.0	3.5	3.7*	3.0	2.7
	Blade	Stabilizer				6.8*	6.8*	6.8*	6.5*	6.5*	6.5*	5.1*	5.1*	4.9	4.3*	4.3*	3.8	3.7*	3.7*	2.8
	Stabilizer	Stabilizer				6.8*	6.8*	6.8*	6.5*	6.5*	6.5*	5.1*	5.1*	4.8	4.3*	4.3*	3.7	3.7*	3.7*	2.8
2 m	-	Blade				8.2*	8.2*	8.2*	7.0*	7.0*	6.2	5.4*	5.2	4.6	4.5*	3.9	3.5	3.8*	3.0	2.6
	Blade	Stabilizer				8.2*	8.2*	8.2*	7.0*	7.0*	6.5	5.4*	5.4*	4.8	4.5*	4.5*	3.7	3.8*	3.8*	2.8
	Stabilizer	Stabilizer				8.2*	8.2*	8.2*	7.0*	7.0*	6.4	5.4*	5.4*	4.8	4.5*	4.5*	3.7	3.8*	3.8*	2.8
1 m	-	Blade	15.4*	15.4*	15.4*	9.8*	9.8*	9.3	7.2*	7.0	6.1	5.5*	5.0	4.5	4.5*	3.8	3.4	3.8*	2.9	2.6
	Blade	Stabilizer	15.4*	15.4*	15.4*	9.8*	9.8*	9.8*	7.2*	7.2*	6.5	5.5*	5.5*	4.7	4.5*	4.5*	3.6	3.8*	3.8*	2.7
	Stabilizer	Stabilizer	15.4*	15.4*	15.4*	9.8*	9.8*	9.8	7.2*	7.2*	6.4	5.5*	5.5*	4.7	4.5*	4.5*	3.5	3.8*	3.8*	2.7
0 m	-	Blade	17.8*	17.8*	17.8*	10.2*	10.2*	8.8	7.2*	6.7	5.8	5.6*	4.8	4.3	4.5*	3.7	3.3	3.8*	2.9	2.5
	Blade	Stabilizer	17.8*	17.8*	17.8*	10.2*	10.2*	9.4	7.2*	7.2*	6.2	5.6*	5.6*	4.5	4.5*	4.5*	3.5	3.8*	3.8*	2.7
	Stabilizer	Stabilizer	17.8*	17.8*	17.8*	10.2*	10.2*	9.3	7.2*	7.2*	6.1	5.6*	5.6*	4.5	4.5*	4.5*	3.4	3.8*	3.8*	2.7
-1 m	-	Blade	17.7*	17.7*	17.7*	10.4*	10.2	8.7	7.3*	6.5	5.7	5.6*	4.8	4.2	4.6*	3.6	3.2	3.1*	2.8	2.5
	Blade	Stabilizer	17.7*	17.7*	17.7*	10.4*	10.4*	7.8	7.3*	7.3*	6.0	5.6*	5.6*	4.5	4.6*	4.6*	3.4	3.1*	3.1*	2.7
	Stabilizer	Stabilizer	17.7*	17.7*	17.7*	10.4*	10.4*	9.1	7.3*	7.3*	6.0	5.6*	5.6*	4.4	4.6*	4.6*	3.3	3.1*	3.1*	2.7
-2 m	-	Blade	18.1*	18.1*	18.1*	10.6*	10.2	8.7	7.5*	6.5	5.7	5.7*	4.6	4.1	4.0*	3.5	3.1			
	Blade	Stabilizer	18.1*	18.1*	18.1*	10.6*	10.6*	9.2	7.5*	7.5*	6.0	5.7*	5.7*	4.3	4.0*	4.0*	3.3			
	Stabilizer	Stabilizer	18.1*	18.1*	18.1*	10.6*	10.6*	9.1	7.5*	7.5*	6.0	5.7*	5.7*	4.3	4.0*	4.0*	3.3			
-3 m	-	Blade	17.6*	17.6*	17.6*	10.6*	10.4	8.8	7.0*	6.4	5.6	4.4*	4.4*	4.0						
	Blade	Stabilizer	17.6*	17.6*	17.6*	10.6*	10.6*	9.4	7.0*	7.0*	5.9	4.4*	4.4*	4.3						
	Stabilizer	Stabilizer	17.6*	17.6*	17.6*	10.6*	10.6*	9.3	7.0*	7.0*	5.8	4.4*	4.4*	4.2						

Lift capacities in tons (T) at the articulated jib end, without bucket tipping cylinder, without tool. Values on level ground, locked pendulum axle, and pressure switched on. Values laterally to the undercarriage apply throughout 360° rotatable. The values Laterally 1) apply supported. The values longitudinally to the undercarriage apply supported across the rigid axle as well as unsupported across the steering axle. The indicated load values are stated according to ISO 10567. Imply a stability of 25% and are calculated at 87% of the maximum hydraulic lifting capacity. An asterisk (*) marks the values that are limited by hydraulic lifting capacity.



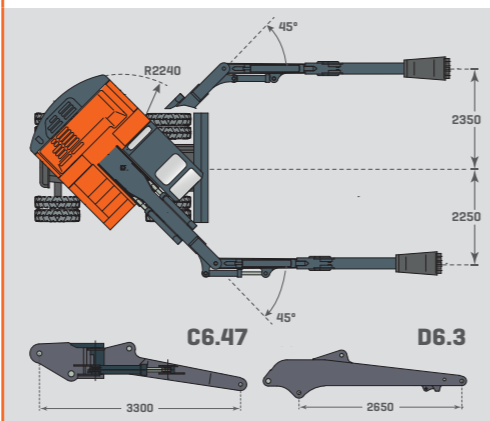
DIGGING EQUIPMENT WITH ADJUSTABLE BOOM, Laterally Adjustable 5.00m, Stick 2.65 M



ADJUSTABLE BOOM C6.41, C6.47, STICK D6.3

Dipper stick length 2.65 m		
A	max. Reach	9.450 mm
B	max. Digging depth	5.800 mm
C	max. Digging depth (l=2.44 m level)	5.700 mm
D	max. Reach at ground level	9.250 mm
E	max. Dumping clearance	7.550 mm
F	max. Digging reach	10.300 mm
G	max. Vertical digging depth	3.850 mm
H	min. Front swing radius	3.100 mm
	max. Tear-out force	60 KN
	max. Breakout force	100 KN

INFO BOX



LOAD CAPACITY BOOM, Laterally Adjustable 5.00m, Stick 2.65 M | AXLE STANDARD

	Front	Rear	3 m			4 m			5 m			6 m			7 m			8 m		
			L	Q+	Q	L	Q+	Q	L	Q+	Q	L	Q+	Q	L	Q+	Q	L	Q+	Q
8 m	-	Blade				4.6*	4.6*	4.6*												
	Stabilizer	Stabilizer				4.6*	4.6*	4.6*												
7 m	-	Blade							3.9*	3.9*	3.9*									
	Stabilizer	Stabilizer							3.9*	3.9*	3.9*									
6 m	-	Blade							3.9*	3.9*	3.9*	3.7*	3.7*	3.2						
	Stabilizer	Stabilizer							3.9*	3.9*	3.9*	3.7*	3.7*	3.3						
5 m	-	Blade							4.7*	4.7*	4.7*	4.1*	4.1*	4.1*	3.7*	3.7	3.3	3.5*	2.8	2.4
	Stabilizer	Stabilizer							4.7*	4.7*	4.7*	4.1*	4.1*	4.1*	3.7*	3.7*	3.4	3.5*	3.5*	2.5
4 m	-	Blade	6.9*	6.9*	6.9*	5.3*	5.3*	5.3*	4.4*	4.4*	4.2	3.9*	3.9*	3.4	3.5*	3.5*	2.5			
	Stabilizer	Stabilizer	6.9*	6.9*	6.9*	5.3*	5.3*	5.3*	4.4*	4.4*	4.4	3.9*	3.9*	3.5	3.5*	3.5*	2.6			
3 m	-	Blade	6.8*	6.8*	6.8*	6.1*	6.1*	5.7	4.8*	4.8*	4.1	4.1*	4.1*	3.3	3.6*	3.6*	2.5			
	Stabilizer	Stabilizer	6.8*	6.8*	6.8*	6.1*	6.1*	5.9	4.8*	4.8*	4.3	4.1*	4.1*	3.4	3.6*	3.6*	2.5			
2 m	-	Blade	8.1*	8.1*	8.1*	6.9*	6.3	5.5	5.2*	4.6	4.1	4.3*	3.6	3.2	3.7*	2.7	2.4	3.2*	2.2	1.9
	Stabilizer	Stabilizer	8.1*	8.1*	8.1*	6.9*	6.9*	5.6	5.2*	5.2*	4.2	4.3*	4.3*	3.3	3.7*	3.7*	2.5	3.2*	3.0	1.9
1 m	-	Blade	9.8*	9.8*	8.5	7.1*	7.1*	5.6	5.4*	5.4*	4.1	4.4*	4.4*	3.2	3.7*	3.7*	2.4	3.1*	3.1*	1.9
	Stabilizer	Stabilizer	9.8*	9.8*	8.7	7.1*	7.1*	5.7	5.4*	5.4*	4.2	4.4*	4.4*	3.3	3.7*	3.7*	2.5	3.1*	3.1*	2.0
0 m	-	Blade	10.1*	9.3	7.9	7.1*	6.1	5.3	5.5*	4.5	3.9	4.5*	3.4	3.0	3.7*	2.6	2.3			
	Stabilizer	Stabilizer	10.1*	10.1*	8.1	7.1*	7.1*	5.4	5.5*	5.5*	4.0	4.5*	4.5*	3.1	3.7*	3.7*	2.4			
-1 m	-	Blade	10.3*	9.0	7.6	7.2*	5.8	5.1	5.5*	4.3	3.7	4.5*	3.3	2.9	3.7*	2.5	2.2			
	Stabilizer	Stabilizer	10.3*	10.3*	7.8	7.2*	7.2*	5.2	5.5*	5.5*	3.8	4.5*	4.5*	2.9	3.7*	3.6	2.3			
-2 m	-	Blade	10.5*	8.9	7.6	7.3*	5.8	5.0	5.7*	4.2	3.7	4.5*	3.2	2.8	2.7*	2.5	2.2			
	Stabilizer	Stabilizer	10.5*	10.5*	8.0	7.3*	7.3*	5.1	5.7*	5.7*	3.8	4.5*	4.5	2.8	2.7*	2.7*	2.3			
-3 m	-	Blade	10.6*	8.9	7.6	7.5*	5.8	5.0	5.4*	4.1	3.5	3.3*	3.1	2.8						
	Stabilizer	Stabilizer	10.6*	10.6*	7.7	7.5*	7.5*	5.1	5.4*	5.4*	3.6	3.3*	3.3*	2.8						
-4 m	-	Blade	8.9*	8.9*	7.6	5.6*	5.6*	4.9												
	Stabilizer	Stabilizer	8.9*	8.9*	7.8	5.6*	5.6*	5.0												


LOAD CAPACITY BOOM, Laterally Adjustable 5.00m, Stick 2.15 M | AXLE WIDE

	Front	Rear	3 m			4 m			5 m			6 m			7 m			8 m		
			L	Q+	Q	L	Q+	Q	L	Q+	Q	L	Q+	Q	L	Q+	Q	L	Q+	Q
8 m	-	Blade				4.6*	4.6*	4.6*												
	Stabilizer	Stabilizer				4.6*	4.6*	4.6*												
7 m	-	Blade							3.9*	3.9*	3.9*									
	Stabilizer	Stabilizer							3.9*	3.9*	3.9*									
6 m	-	Blade							3.9*	3.9*	3.9*	3.7*	3.7*	3.6						
	Stabilizer	Stabilizer							3.9*	3.9*	3.9*	3.7*	3.7*	3.7*						
5 m	-	Blade				4.7*	4.7*	4.7*	4.1*	4.1*	4.1*	3.7*	3.7*	3.6	3.5*	3.0	2.7			
	Stabilizer	Stabilizer				4.7*	4.7*	4.7*	4.1*	4.1*	4.1*	3.7*	3.7*	3.7*	3.5*	3.5*	2.9			
4 m	-	Blade	6.9*	6.9*	6.9*	5.3*	5.3*	5.3*	4.4*	4.4*	4.4*	3.9*	3.9*	3.6	3.5*	3.1	2.7			
	Stabilizer	Stabilizer	6.9*	6.9*	6.9*	5.3*	5.3*	5.3*	4.4*	4.4*	4.4*	3.9*	3.9*	3.8	3.5*	3.5*	2.9			
3 m	-	Blade	6.8*	6.8*	6.8*	6.1*	6.1*	6.1*	4.8*	4.8*	4.6	4.1*	4.0	3.6	3.6*	3.0	2.7			
	Stabilizer	Stabilizer	6.8*	6.8*	6.8*	6.1*	6.1*	6.1*	4.8*	4.8*	4.8	4.1*	4.1*	3.8	3.6*	3.6*	2.9			
2 m	-	Blade	8.1*	8.1*	8.1*	6.9*	6.9*	6.1	5.2*	5.1	4.5	4.3*	4.0	3.5	3.7*	3.0	2.7	3.2*	2.4	2.1
	Stabilizer	Stabilizer	8.1*	8.1*	8.1*	6.9*	6.9*	6.5	5.2*	5.2*	4.8	4.3*	4.3*	3.7	3.7*	3.7*	2.8	3.2*	3.2*	2.2
1 m	-	Blade	9.8*	9.8*	9.5	7.1*	6.9	6.1	5.4*	5.0	4.5	4.4*	3.9	3.5	3.7*	2.9	2.6	3.1*	2.4	2.1
	Stabilizer	Stabilizer	9.8*	9.8*	9.8*	7.1*	7.1*	6.4	5.4*	5.4*	4.7	4.4*	4.4*	3.7	3.7*	3.7*	2.8	3.1*	3.1*	2.2
0 m	-	Blade	10.1*	10.1*	9.0	7.1*	6.8	5.9	5.5*	4.9	4.4	4.5*	3.7	3.3	3.7*	2.9	2.6			
	Stabilizer	Stabilizer	10.1*	10.1*	9.4	7.1*	7.1*	6.2	5.5*	5.5*	4.6	4.5*	4.5*	3.5	3.7*	3.7*	2.7			
-1 m	-	Blade	10.3*	10.2	8.7	7.2*	6.5	5.7	5.5*	4.7	4.2	4.5*	3.6	3.2	3.7*	2.8	2.5			
	Stabilizer	Stabilizer	10.3*	10.3*	9.2	7.2*	7.2*	6.0	5.5*	5.5*	4.4	4.5*	4.5*	3.4	3.7*	3.7*	2.7			
-2 m	-	Blade	10.5*	10.2	8.6	7.3*	6.5	5.6	5.7*	4.7	4.1	4.5*	3.5	3.1	2.7*	2.7*	2.5			
	Stabilizer	Stabilizer	10.5*	10.5*	9.2	7.3*	7.3*	6.0	5.7*	5.7*	4.4	4.5*	4.5*	3.3	2.7*	2.7*	2.6			
-3 m	-	Blade	10.6*	10.1	8.6	7.5*	6.5	5.6	5.4*	4.5	4.0	3.3*	3.3*	3.1						
	Stabilizer	Stabilizer	10.6*	10.6*	9.1	7.5*	7.5*	6.0	5.4*	5.4*	4.2	3.3*	3.3*	3.3						
-4 m	-	Blade	8.9*	8.9*	8.7	5.6*	5.6*	5.5												
	Stabilizer	Stabilizer	8.9*	8.9*	8.9*	5.6*	5.6*	5.6*												

Lift capacities in tons (T) at the articulated jib end, without bucket tipping cylinder, without tool. Values on level ground, locked pendulum axle, and pressure switched on. Values laterally to the undercarriage apply throughout 360° rotatable. The values Laterally 1) apply supported. The values longitudinally to the undercarriage apply supported across the rigid axle as well as unsupported across the steering axle. The indicated load values are stated according to ISO 10567. Imply a stability of 25% and are calculated at 87% of the maximum hydraulic lifting capacity. An asterisk (*) marks the values that are limited by hydraulic lifting capacity.



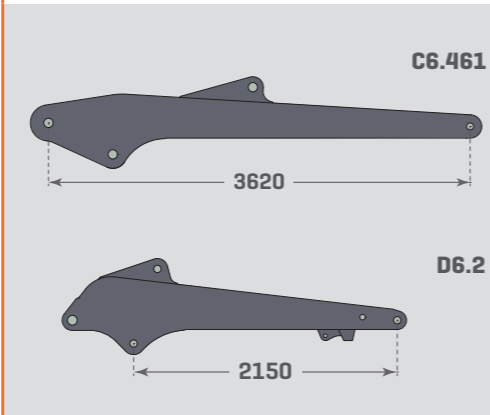
DIGGING EQUIPMENT WITH ADJUSTABLE BOOM 5.35 M, STICK 2.15 M



ADJUSTABLE BOOM C6.41, C6.461, STICK D6.2

Dipper stick length 2.15 m		
A	max. Reach	9.200 mm
B	max. Digging depth	5.550 mm
C	max. Digging depth (l=2.44 m level)	5.500 mm
D	max. Reach at ground level	9.050 mm
E	max. Dumping clearance	7.500 mm
F	max. Digging reach	10.150 mm
G	max. Vertical digging depth	3.850 mm
H	min. Front swing radius	2.900 mm
	max. Tear-out force	68 KN
	max. Breakout force	100 KN

INFO BOX



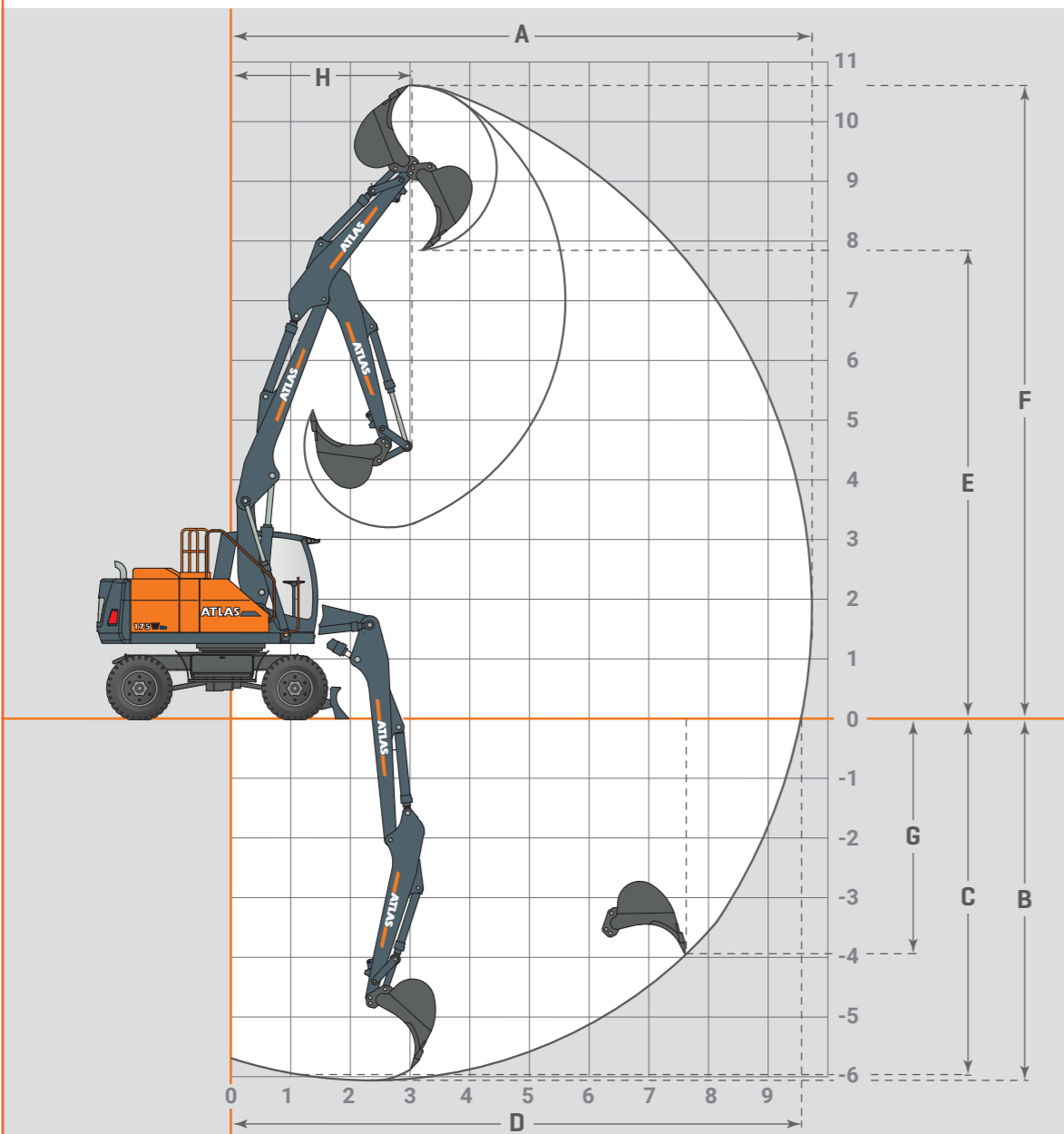
LOAD CAPACITY WITH ADJUSTABLE BOOM 5.35M, STICK 2.15M | AXLE STANDARD

	Front	Rear	2 m			3 m			4 m			5 m			6 m			7 m			
			L	Q+	Q	L	Q+	Q	L	Q+	Q	L	Q+	Q	L	Q+	Q	L	Q+	Q	
8 m	-	Blade							4.9*	4.9*	4.9*										
		Stabilizer							4.9*	4.9*	4.9*										
		Blade							4.9*	4.9*	4.9*										
7 m	-	Blade							4.6*	4.6*	4.6*										
		Stabilizer							4.6*	4.6*	4.6*										
		Blade							4.6*	4.6*	4.6*										
6 m	-	Blade							4.8*	4.8*	4.8*				3.9*	3.6	3.2				
		Stabilizer							4.8*	4.8*	4.8*				3.9*	3.9*	3.3				
		Blade							4.8*	4.8*	4.8*				3.9*	3.9*	3.4				
5 m	-	Blade				6.8*	6.8*	6.8*	5.3*	5.3*	5.3*				3.9*	3.7	3.3	3.6*	2.8	2.4	
		Stabilizer				6.8*	6.8*	6.8*	5.3*	5.3*	5.3*				3.9*	3.9*	3.4	3.6*	3.6*	2.5	
		Blade				6.8*	6.8*	6.8*	5.3*	5.3*	5.3*				3.9*	3.9*	3.4	3.6*	3.6*	2.6	
4 m	-	Blade				6.2*	6.2*	6.2*	5.9*	5.9*	5.9*				4.7*	4.7	4.2	4.1*	3.7	2.8	2.5
		Stabilizer				6.2*	6.2*	6.2*	5.9*	5.9*	5.9*				4.7*	4.7	4.2	4.1*	3.7	2.8	2.5
		Blade				6.2*	6.2*	6.2*	5.9*	5.9*	5.9*				4.7*	4.7	4.2	4.1*	3.7	2.8	2.5
3 m	-	Blade				6.1*	6.1*	6.1*	6.4*	6.4*	6.4*				5.2*	4.7	4.1	4.3*	3.7	3.7	2.6
		Stabilizer				6.1*	6.1*	6.1*	6.4*	6.4*	6.4*				5.2*	4.7	4.1	4.3*	3.7	3.7	2.6
		Blade				6.1*	6.1*	6.1*	6.4*	6.4*	6.4*				5.2*	4.7	4.1	4.3*	3.7	3.7	2.6
2 m	-	Blade				7.6*	7.6*	7.6*	6.8*	6.8*	6.8*				5.4*	5.4*	4.2	4.5*	4.5*	3.3	3.8*
		Stabilizer				7.6*	7.6*	7.6*	6.8*	6.8*	6.8*				5.4*	5.4*	4.2	4.5*	4.5*	3.3	3.8*
		Blade				7.6*	7.6*	7.6*	6.8*	6.8*	6.8*				5.4*	5.4*	4.2	4.5*	4.5*	3.3	3.8*
1 m	-	Blade				9.6*	9.6*	8.3	7.2*	7.2*	5.5				5.5*	5.5*	4.1	4.5*	4.5*	3.2	3.8*
		Stabilizer				9.6*	9.6*	8.5	7.2*	7.2*	5.6				5.5*	5.5*	4.2	4.5*	4.5*	3.3	3.8*
		Blade				9.6*	9.6*	8.5	7.2*	7.2*	5.6				5.5*	5.5*	4.2	4.5*	4.5*	3.3	3.8*
0 m	-	Blade	17.8*	17.8*	15.5	10.3*	9.1	7.7	7.2*	5.9	5.2				5.5*	4.3	3.8	4.5*	3.8	3.8*	2.6
		Stabilizer	17.8*	17.8*	16.0	10.3*	10.3*	8.0	7.2*	7.2*	5.3				5.5*	5.5*	3.9	4.5*	4.5*	3.1	3.8*
		Blade	17.8*	17.8*	16.3	10.3*	10.3*	8.1	7.2*	7.2*	5.4				5.5*	5.5*	4.0	4.5*	4.5*	3.1	3.8*
-1 m	-	Blade	17.9*	17.9*	15.4	10.4*	8.8	7.4	7.3*	5.8	5.0				5.6*	4.3	3.8	4.6*	3.3	2.9	3.6*
		Stabilizer	17.9*	17.9*	15.9	10.4*	10.4*	7.7	7.3*	7.3*	5.2				5.6*	5.6*	3.9	4.6*	4.6*	3.0	3.6*
		Blade	17.9*	17.9*	16.2	10.4*	10.4*	7.8	7.3*	7.3*	5.3				5.6*	5.6*	4.0	4.6*	4.6*	3.0	3.6*
-2 m	-	Blade	18.2*	18.2*	15.6	10.6*	8.9	7.6	7.5*	5.8	5.0				5.8*	4.2	3.7	4.4*	3.2	2.8	
		Stabilizer	18.2*	18.2*	16.4	10.6*	10.6*	8.0	7.5*	7.5*	5.2				5.8*	5.8*	3.8	4.4*	4.4*	2.9	
		Blade	18.1*	18.1*	15.9	10.8*	9.1	7.7	7.5*	5.8	5.0				5.2*	4.1	3.6				
-3 m	-	Blade	18.1*	18.1*	16.4	10.8*	10.8*	8.0	7.5*	7.5*	5.2				5.2*	5.2*	3.7				
		Stabilizer	18.1*	18.1*	16.7	10.8*	10.8*	8.1	7.5*	7.5*	5.3				5.2*	5.2*	3.8				
		Blade	14.5*	14.5*	14.5*	8.5*	8.5*	7.7													
-4 m	-	Blade	14.5*	14.5*	14.5*	8.5*	8.5*	8.0													
		Stabilizer	14.5*	14.5*	14.5*	8.5*	8.5*	8.1													
		Blade	14.5*	14.5*	14.5*	8.5*	8.5*	8.1													

LOAD CAPACITY WITH ADJUSTABLE BOOM 5.35M, STICK 2.15M | AXLE WIDE

	Front	Rear	2 m			3 m			4 m			5 m			6 m			7 m			
			L	Q+	Q	L	Q+	Q	L	Q+	Q	L	Q+	Q	L	Q+	Q	L	Q+	Q	
8 m	-	Blade							4.9*	4.9*	4.9*										
		Stabilizer							4.9*	4.9*	4.9*										
		Blade							4.9*	4.9*	4.9*										
7 m	-	Blade							4.6*	4.6*	4.6*				4.2*	4.2*	4.2*				
		Stabilizer							4.6*	4.6*	4.6*				4.2*	4.2*	4.2*				
		Blade							4.6*	4.6*	4.6*				4.2*	4.2*	4.2*				
6 m	-	Blade							4.8*	4.8*	4.8*				3.9*	3.9*	3.5				
		Stabilizer							4.8*	4.8*	4.8*				3.9*	3.9*	3.7				
		Blade							4.8*	4.8*	4.8*				3.9*	3.9*	3.7				
5 m	-	Blade				6.8*	6.8*	6.8*	5.3*	5.3*	5.3*				3.9*	3.9*	3.6	3.6*	3.0	2.7	
		Stabilizer				6.8*	6.8*	6.8*	5.3*	5.3*	5.3*				3.9*	3.9*	3.8	3.6*	3.6*	2.9	
		Blade				6.8*	6.8*	6.8*	5.3*	5.3*	5.3*				3.9*	3.9*	3.8	3.6*	3.6*	2.8	
4 m	-	Blade				6.2*	6.2*	6.2*	5.9*	5.9*	5.9*				4.7*	4.7*	4.6	4.1*	4.1	3.6	3.7*
		Stabilizer				6.2*	6.2*	6.2*	5.9*	5.9*	5.9*				4.7*	4.7*	4.7*	4.1*	4.1*	3.8	3.7*
		Blade				6.2*	6.2*	6.2*	5.9*	5.9*	5.9*				4.7*	4.7*	4.7*	4.1*	4.1*	3.8	3.7*
3 m	-	Blade				6.1*	6.1*	6.1*	6.4*	6.4*	6.2				5.2*	5.1	4.6	4.3*	4.0	3.6	3.7*
		Stabilizer				6.1*	6.1*	6.1*	6.4*	6.4*	6.4*				5.2*	5.2*	4.8	4.3*	4.3*	3.8	3.7*
		Blade				6.1*	6.1*	6.1*	6.4*	6.4*	6.4*				5.2*	5.2*	4.8	4.3*	4.3*	3.8	3.7*
2 m	-	Blade				7.6*	7.6*	7.6*	6.8*	6.8*	6.1				5.4*	5.1	4.5	4.5*	4.0	3.5	3.8*
		Stabilizer				7.6*	7.6*	7.6*	6.8*	6.8*	6.5				5.4*	5.4*	4.8	4.5*	4.5*	3.7	3.8*
		Blade				7.6*	7.6*	7.6*	6.8*	6.8*	6.4				5.4*	5.4*	4.7	4.5*	4.5*	3.7	3.8*
1 m	-	Blade				9.6*	9.6*	9.2	7.2*	6.8	5.9				5.5*	5.0	4.4	4.5*	3.9	3.4	3.8*
		Stabilizer				9.6*	9.6*	9.6*	7.2*	7.2*	6.3				5.5*	5.5*	4.7	4.5*	4.5*	3.6	3.8*
		Blade				9.6*	9.6*	9.6*	7.2*	7.2*	6.2				5.5*	5.5*	4.6	4.5*	4.5*	3.6	3.8*
0 m	-	Blade	17.8*	17.8*	17.8*	10.3*	10.3	8.8	7.2*	6.6	5.8				5.5*	4.8	4.2	4.5*	3.7	3.3	3.8*
		Stabilizer	17.8*	17.8*	17.8*	10.3*	10.3*	9.3	7.2*	7.2*	6.1				5.5*	5.5*	4.5	4.5*	4.5*	3.5	3.8*
		Blade	17.8*	17.8*	17.8*	10.3*	10.3*	9.2	7.2*	7.2*	6.1				5.5*	5.5*	4.5	4.5*	4.5*	3.5	3.8*
-1 m	-	Blade	17.9*	17.9*	17.9*	10.4*	10.0	8.5	7.3*	6.5	5.6				5.6*	4.8	4.2	4.6*	3.6	3.2	3.6*
		Stabilizer	17.9*	17.9*	17.9*	10.4*	10.4*	9.0	7.3*	7.3*	6.0				5.6*	5.6*	4.5	4.6*	4.6*	3.4	3.6*
		Blade	17.9*	17.9*	17.9*	10.4*	10.4*	8.9	7.3*	7.3*	5.9				5.6*	5.6*	4.4	4.6*	4.6*	3.4	3.6*
-2 m	-	Blade	18.2*	18.2*	18.2*	10.6*	10.2	8.7	7.5*	6.5	5.6				5.8*	4.7	4.1	4.4*	3.5	3.1	
		Stabilizer	18.2*	18.2*	18.2*	10.6*	10.6*	9.2	7.5*	7.5*	6.0				5.8*	5.8*	4.4	4.4*	4.4*	3.3	
		Blade	18.2*	18.2*	18.2*	10.6*	10.6*	9.1	7.5*	7.5*	5.9				5.8*	5.8*	4.3	4.4*	4.4*	3.3	
-3 m	-	Blade	18.1*	18.1*	18.1*	10.8*	10.3	8.8	7.5*	6.5	5.7				5.2*	4.6	4.0				
		Stabilizer	18.1*	18.1*	18.1*	10.8*	10.8*	9.4	7.5*	7.5*	6.0				5.2*</						

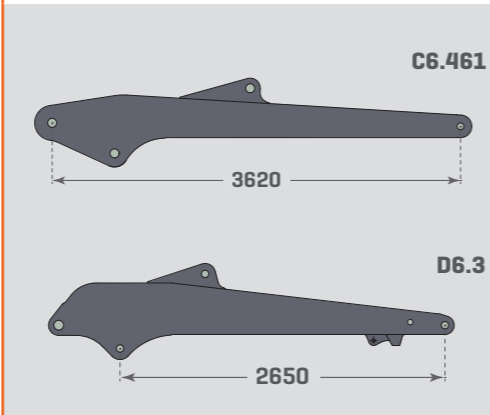
DIGGING EQUIPMENT WITH ADJUSTABLE BOOM 5.35 M, STICK 2.65 M



ADJUSTABLE BOOM C6.41, C6.461, STICK D6.3

Dipper stick length 2.65 m		
A	max. Reach	9.700 mm
B	max. Digging depth	6.050 mm
C	max. Digging depth (l=2.44 m level)	5.950 mm
D	max. Reach at ground level	9.550 mm
E	max. Dumping clearance	7.850 mm
F	max. Digging reach	10.600 mm
G	max. Vertical digging depth	3.900 mm
H	min. Front swing radius	3.050 mm
	max. Tear-out force	60 KN
	max. Breakout force	100 KN

INFO BOX



LOAD CAPACITY WITH ADJUSTABLE BOOM 5.35M, STICK 2.65M | AXLE STANDARD

	Front	Rear	3 m			4 m			5 m			6 m			7 m			8 m		
			L	Q+	Q	L	Q+	Q	L	Q+	Q	L	Q+	Q	L	Q+	Q	L	Q+	Q
8 m	-	Blade				4.4*	4.4*	4.4*	4.1*	4.1*	4.1*									
	Blade	Stabilizer				4.4*	4.4*	4.4*	4.1*	4.1*	4.1*									
	Stabilizer	Stabilizer				4.4*	4.4*	4.4*	4.1*	4.1*	4.1*									
7 m	-	Blade							3.8*	3.8*	3.8*	3.6*	3.6*	3.2						
	Blade	Stabilizer							3.8*	3.8*	3.8*	3.6*	3.6*	3.3						
	Stabilizer	Stabilizer							3.8*	3.8*	3.8*	3.6*	3.6*	3.4						
6 m	-	Blade				4.3*	4.3*	4.3*	3.9*	3.9*	3.9*	3.6*	3.6*	3.3	3.4*	2.8	2.5			
	Blade	Stabilizer				4.3*	4.3*	4.3*	3.9*	3.9*	3.9*	3.6*	3.6*	3.4	3.4*	3.4*	2.5			
	Stabilizer	Stabilizer				4.3*	4.3*	4.3*	3.9*	3.9*	3.9*	3.6*	3.6*	3.4	3.4*	3.4*	2.6			
5 m	-	Blade				4.6*	4.6*	4.6*	4.0*	4.0*	4.0*	3.7*	3.7*	3.3	3.3*	2.8	2.5			
	Blade	Stabilizer				4.6*	4.6*	4.6*	4.0*	4.0*	4.0*	3.7*	3.7*	3.4	3.3*	3.3*	2.6			
	Stabilizer	Stabilizer				4.6*	4.6*	4.6*	4.0*	4.0*	4.0*	3.7*	3.7*	3.4	3.3*	3.3*	2.7			
4 m	-	Blade	6.4*	6.4*	6.4*	5.5*	5.5*	5.5*	4.5*	4.5*	4.2	3.8*	3.7	3.3	3.4*	2.9	2.6	3.2*	2.2	1.9
	Blade	Stabilizer	6.4*	6.4*	6.4*	5.5*	5.5*	5.5*	4.5*	4.5*	4.3	3.8*	3.8*	3.4	3.4*	3.4*	2.6	3.2*	3.2*	2.0
	Stabilizer	Stabilizer	6.4*	6.4*	6.4*	5.5*	5.5*	5.5*	4.5*	4.5*	4.4	3.8*	3.8*	3.4	3.4*	3.4*	2.7	3.2*	3.2*	2.1
3 m	-	Blade	6.3*	6.3*	6.3*	6.4*	6.3	5.5	4.8*	4.6	4.1	4.1*	3.6	3.2	3.5*	2.9	2.5	3.2*	3.2*	1.9
	Blade	Stabilizer	6.3*	6.3*	6.3*	6.4*	6.4*	5.7	4.8*	4.8*	4.2	4.1*	4.1*	3.3	3.5*	3.5*	2.6	3.2*	3.2*	2.0
	Stabilizer	Stabilizer	6.3*	6.3*	6.3*	6.4*	6.4*	5.8	4.8*	4.8*	4.3	4.1*	4.1*	3.4	3.5*	3.5*	2.7	3.2*	3.2*	2.0
2 m	-	Blade	7.7*	7.7*	7.7*	6.8*	6.2	5.4	5.2*	4.6	4.0	4.3*	3.6	3.2	3.7*	2.8	2.5	3.2*	2.2	1.9
	Blade	Stabilizer	7.7*	7.7*	7.7*	6.8*	6.8*	5.6	5.2*	5.2*	4.2	4.3*	4.3*	3.3	3.7*	3.7*	2.5	3.2*	3.2*	2.0
	Stabilizer	Stabilizer	7.7*	7.7*	7.7*	6.8*	6.8*	5.7	5.2*	5.2*	4.2	4.3*	4.3*	3.4	3.7*	3.7*	2.6	3.2*	3.2*	2.0
1 m	-	Blade	9.6*	9.6	8.2	7.1*	6.2	5.4	5.4*	4.6	4.0	4.4*	3.5	3.1	3.7*	2.7	2.4	3.2*	2.1	1.9
	Blade	Stabilizer	9.6*	9.6*	8.5	7.1*	7.1*	5.6	5.4*	5.4*	4.2	4.4*	4.4*	3.2	3.7*	3.7*	2.5	3.2*	3.2*	2.0
	Stabilizer	Stabilizer	9.6*	9.6*	8.6	7.1*	7.1*	5.7	5.4*	5.4*	4.2	4.4*	4.4*	3.3	3.7*	3.7*	2.5	3.2*	3.2*	2.0
0 m	-	Blade	10.2*	9.2	7.8	7.1*	6.0	5.2	5.5*	4.4	3.9	4.4*	3.4	3.0	3.7*	2.6	2.3	3.1*	2.1	1.9
	Blade	Stabilizer	10.2*	10.2*	8.0	7.1*	7.1*	5.4	5.5*	5.5*	4.0	4.4*	4.4*	3.1	3.7*	3.7*	2.4	3.1*	3.1*	1.9
	Stabilizer	Stabilizer	10.2*	10.2*	8.2	7.1*	7.1*	5.5	5.5*	5.5*	4.1	4.4*	4.4*	3.1	3.7*	3.7*	2.5	3.1*	3.1*	2.0
-1 m	-	Blade	10.2*	8.9	7.6	7.2*	5.8	5.0	5.5*	4.3	3.8	4.5*	3.3	2.9	3.8*	2.6	2.3			
	Blade	Stabilizer	10.2*	10.2*	7.8	7.2*	7.2*	5.2	5.5*	5.5*	3.9	4.5*	4.5*	3.0	3.8*	3.8*	2.3			
	Stabilizer	Stabilizer	10.2*	10.2*	8.0	7.2*	7.2*	5.3	5.5*	5.5*	4.0	4.5*	4.5*	3.1	3.8*	3.8*	2.4			
-2 m	-	Blade	10.4*	8.9	7.5	7.3*	5.7	5.0	5.6*	4.2	3.7	4.6*	3.2	2.8	3.4*	2.5	2.2			
	Blade	Stabilizer	10.4*	10.4*	7.8	7.3*	7.3*	5.2	5.6*	5.6*	3.8	4.6*	4.6*	2.9	3.4*	3.4*	2.3			
	Stabilizer	Stabilizer	10.4*	10.4*	7.9	7.3*	7.3*	5.2	5.6*	5.6*	3.9	4.6*	4.6*	3.0	3.4*	3.4*	2.4			
-3 m	-	Blade	10.6*	8.9	7.5	7.5*	5.8	5.0	5.7*	4.1	3.6	4.0*	3.2	2.8						
	Blade	Stabilizer	10.6*	10.6*	7.8	7.5*	7.5*	5.2	5.7*	5.7*	3.7	4.0*	4.0*	2.9						
	Stabilizer	Stabilizer	10.6*	10.6*	7.9	7.5*	7.5*	5.3	5.7*	5.7*	3.8	4.0*	4.0*	2.9						
-4 m	-	Blade	10.1*	9.0	7.7	6.6*	5.7	4.9	4.1*	4.1*	3.6									
	Blade	Stabilizer	10.1*	10.1*	7.9	6.6*	6.6*	5.1	4.1*	4.1*	3.7									
	Stabilizer	Stabilizer	10.1*	10.1*	8.1	6.6*	6.6*	5.2	4.1*	4.1*	3.8									

LOAD CAPACITY WITH ADJUSTABLE BOOM 5.35M, STICK 2.65M | AXLE WIDE

	Front	Rear	3 m			4 m			5 m			6 m			7 m			8 m		
			L	Q+	Q	L	Q+	Q	L	Q+	Q	L	Q+	Q	L	Q+	Q	L	Q+	Q
8 m	-	Blade				4.4*	4.4*	4.4*	4.1*	4.1*	4.1*									
	Blade	Stabilizer				4.4*	4.4*	4.4*	4.1*	4.1*	4.1*									
	Stabilizer	Stabilizer				4.4*	4.4*	4.4*	4.1*	4.1*	4.1*									
7 m	-	Blade							3.8*	3.8*	3.8*	3.6*	3.6*	3.5						
	Blade	Stabilizer							3.8*	3.8*	3.8*	3.6*	3.6*	3.6*						
	Stabilizer	Stabilizer							3.8*	3.8*	3.8*	3.6*	3.6*	3.6*						
6 m	-	Blade				4.3*	4.3*	4.3*	3.9*	3.9*	3.9*	3.6*	3.6*	3.6*	3.4*	3.0	2.7			
	Blade	Stabilizer				4.3*	4.3*	4.3*	3.9*	3.9*	3.9*	3.6*	3.6*	3.6*	3.4*	3.4*	2.9			
	Stabilizer	Stabilizer				4.3*	4.3*	4.3*	3.9*	3.9*	3.9*	3.6*	3.6*	3.6*	3.4*	3.4*	2.9			
5 m	-	Blade				4.6*	4.6*	4.6*	4.0*	4.0*	4.0*	3.7*	3.7*	3.6	3.3*	3.1	2.8			
	Blade	Stabilizer				4.6*	4.6*	4.6*	4.0*	4.0*	4.0*	3.7*	3.7*	3.7*	3.3*	3.3*	3.0			
	Stabilizer	Stabilizer				4.6*	4.6*	4.6*	4.0*	4.0*	4.0*	3.7*	3.7*	3.7*	3.3*	3.3*	2.9			
4 m	-	Blade	6.4*	6.4*	6.4*	5.5*	5.5*	5.5*	4.5*	4.5*	4.5*	3.8*	3.8*	3.6	3.4*	3.1	2.8	3.2*	2.4	2.2
	Blade	Stabilizer	6.4*	6.4*	6.4*	5.5*	5.5*	5.5*	4.5*	4.5*	4.5*	3.8*	3.8*	3.8	3.4*	3.4*	3.0	3.2*	3.2*	2.3
	Stabilizer	Stabilizer	6.4*	6.4*	6.4*	5.5*	5.5*	5.5*	4.5*	4.5*	4.5*	3.8*	3.8*	3.8	3.4*	3.4*	3.0	3.2*	3.2*	2.3
3 m	-	Blade	6.3*	6.3*	6.3*	6.4*	6.4*	6.2	4.8*	4.8*	4.5	4.1*	4.0	3.6	3.5*	3.1	2.8	3.2*	2.4	2.1
	Blade	Stabilizer	6.3*	6.3*	6.3*	6.4*	6.4*	6.4*	4.8*	4.8*	4.8	4.1*	4.1*	3.8	3.5*	3.5*	3.0	3.2*	3.2*	2.3
	Stabilizer	Stabilizer	6.3*	6.3*	6.3*	6.4*	6.4*	6.4*	4.8*	4.8*	4.7	4.1*	4.1*	3.7	3.5*	3.5*	2.9	3.2*	3.2*	2.3
2 m	-	Blade	7.7*	7.7*	7.7*	6.8*	6.8*	6.0	5.2*	5.0	4.5	4.3*	4.0	3.5	3.7*	3.0	2.7	3.2*	2.4	2.1
	Blade	Stabilizer	7.7*	7.7*	7.7*	6.8*	6.8*	6.4	5.2*	5.2*	4.7	4.3*	4.3*	3.7	3.7*	3.7*	2.9	3.2*	3.2*	2.3
	Stabilizer	Stabilizer	7.7*	7.7*	7.7*	6.8*	6.8*	6.3	5.2*	5.2*	4.7	4.3*	4.3*	3.7	3.7*	3.7*	2.9	3.2*	3.2*	2.3
1 m	-	Blade	9.6*	9.6*	9.3	7.1*	6.9	6.1	5.4*	5.0	4.5	4.4*	3.9	3.5	3.7*	3.0	2.6	3.2*	2.4	2.1
	Blade	Stabilizer	9.6*	9.6*	9.6*	7.1*	7.1*	6.4	5.4*	5.4*	4.7	4.4*	4.4*	3.7	3.7*	3.7*	2.8	3.2*	3.2*	2.2
	Stabilizer	Stabilizer	9.6*	9.6*	9.6*	7.1*	7.1*	6.3	5.4*	5.4*	4.7	4.4*	4.4*	3.6	3.7*	3.7*	2.8	3.2*	3.2*	2.2
0 m	-	Blade	10.2*	10.2*	8.9	7.1*	6.7	5.8	5.5*	4.9	4.3	4.4*	3.7	3.3	3.7*	2.9	2.6	3.1*	2.3	2.1
	Blade	Stabilizer	10.2*	10.2*	9.4	7.1*	7.1*	6.2	5.5*	5.5*	4.6	4.4*	4.4*	3.5	3.7*	3.7*	2.8	3.1*	3.1*	2.2
	Stabilizer	Stabilizer	10.2*	10.2*	9.3	7.1*	7.1*	6.1	5.5*	5.5*	4.5	4.4*	4.4*	3.5	3.7*	3.7*	2.7	3.1*	3.1*	2.2
-1 m	-	Blade	10.2*	10.2	8.6	7.2*	6.5	5.6	5.5*	4.7	4.2	4.5*	3.6	3.2	3.8*	2.8	2.5			
	Blade	Stabilizer	10.2*	10.2*	9.2	7.2*	7.2*	6.0	5.5											



1919

FOUNDATION

Hinrich Weyhausen founds the company and initially produces agricultural equipment at the Delmenhorst location.

1945

THE FIRST PATENT

The first patent for an ATLAS attachment crane is granted.

1950

FIRST FULLY HYDRAULIC EXCAVATOR

With the first fully hydraulically operated ATLAS excavator, the success story for an entire industry begins.

1956

ATLAS VECHTA

Start-up of the ATLAS factory at Vechta.

1960

ATLAS GANDERKESEE

Start-up of the ATLAS factory at Ganderkesee.

1965

RAIL-ROAD EXCAVATOR

The world's first ATLAS rail-road excavator lays the foundation for a leading position in this market.

1980

ATLAS UK

Start-up of the Bradford, England location for production of ATLAS Cranes. Bradford, England.



1986

ATLAS WHEELED EXCAVATOR 1304

Market launch of the best-selling ATLAS excavator model yet.

2001

CHANGE OF MANAGEMENT

ATLAS is taken over by the American Terex Corporation.

2010

ATLAS MASCHINEN GMBH

The entrepreneur Fil Filipov acquires ATLAS and re-establishes the company as an independent business under the name of "ATLAS Maschinen GmbH".

2012

SPARE PARTS GMBH

Foundation of ATLAS Spare Parts GmbH – in order to improve the efficiency of spare parts supply.

2014

NEW MANAGING DIRECTOR

ATLAS expands its product portfolio by tunnel excavators. At the same time, Brahim Stitou is appointed as managing director with sole power of representation of ATLAS Maschinen GmbH.

2015

INNOVATION 3

ATLAS delivers the first electric excavator with many more to follow.

The newly founded ATLAS Group Services GmbH now provides all training courses, which take place in the in-house training center.

The name of the company is changed from ATLAS Maschinen GmbH to ATLAS GmbH.

2017

MINI- AND MIDI-EXCAVATORS

ATLAS expands its product portfolio by mini- and midi-excavators.

2019

100-YEAR ANNIVERSARY

ATLAS proudly looks back on a 100-year history and duly celebrates the centennial.

2020

READY FOR THE FUTURE

ATLAS presents the first battery-powered excavator. The 200 MH accu is used in recycling for Stadtreinigung Hamburg.

Effective immediately, ATLAS machines are equipped with a stage V exhaust after-treatment system.

ATLAS manufactures driver's cabs in-house.

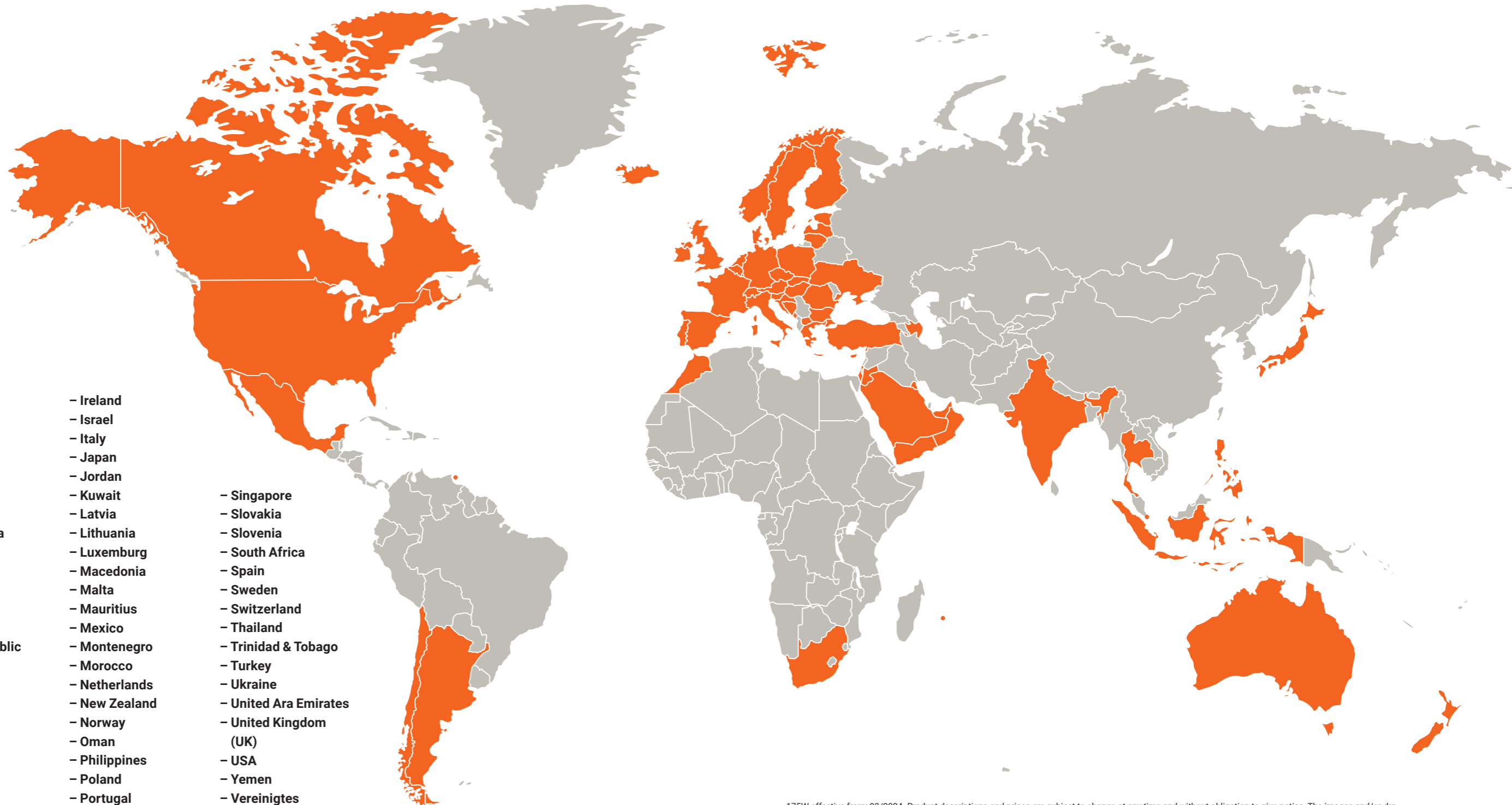
2023

A LOOK AHEAD INTO THE FUTURE

ATLAS modernizes its branding, revises the type designations ZW, MW, wheeled, cranes, and enhances its profile to be well prepared for the future.

**INNOVATIVE.
PASSIONATE.
PIONEERING.
SINCE 1919.**

OUR STRONG DEALER NETWORK.



- Argentina
- Australia
- Austria
- Azerbaijan
- Bahrain
- Belgium
- Bosnia and Herzegovina
- Bulgaria
- Canada
- Chile
- Croatia
- Cyprus
- Czech Republic
- Denmark
- Estonia
- Finland
- France
- Germany
- Greece
- Hungary
- Iceland
- India
- Indonesia
- Ireland
- Israel
- Italy
- Japan
- Jordan
- Kuwait
- Latvia
- Lithuania
- Luxemburg
- Macedonia
- Malta
- Mauritius
- Mexico
- Montenegro
- Morocco
- Netherlands
- New Zealand
- Norway
- Oman
- Philippines
- Poland
- Portugal
- Rumania
- Saudi Arabia
- Singapore
- Slovakia
- Slovenia
- South Africa
- Spain
- Sweden
- Switzerland
- Thailand
- Trinidad & Tobago
- Turkey
- Ukraine
- United Ara Emirates (UK)
- United Kingdom (UK)
- USA
- Yemen
- Vereinigtes Königreich (UK)
- Zypern

175W effective from: 03/2024. Product descriptions and prices are subject to change at any time and without obligation to give notice. The images and/or drawings contained in this document are for illustrative purposes only and may differ from the standard version. For instructions for proper use, please refer to the corresponding operation manual. Failing to observe the operating manual when using our products or other negligent behavior may result in serious personal injury or death. The only warranty applicable to this product is the corresponding standard written warranty. ATLAS does not provide any warranty beyond this, neither explicitly nor implicitly. The designations of the listed products and services may be trademarks, service marks or trade names of ATLAS GmbH and / or their affiliates. All rights reserved. "ATLAS" is a registered trademark of Atlas GmbH.

Copyright © 2024 ATLAS GmbH.

**GANDERKESEE FACTORY**

Atlas GmbH
Atlasstrasse 6
27777 Ganderkesee. Germany
T: +49 (0) 4222 954 0
F: +49 (0) 4222 954 220
info@atlasgmbh.com
www.atlasgmbh.com

VECHTA FACTORY

Atlas GmbH
Theodor-Heuss-Str. 3
49377 Vechta. Germany
T: +49 (0) 4441 954 0
F: +49 (0) 4441 954 299
info@atlasgmbh.com
www.atlasgmbh.com

DELMENHORST FACTORY

Atlas GmbH
Stedinger Strasse 324
27751 Delmenhorst. Germany
T: +49 (0) 4221 49 10
F: +49(0)4221491443
info@atlasgmbh.com
www.atlasgmbh.com

ENGLAND LOCATION

Atlas Cranes UK Ltd.
National Sales & Service Facility
Wharfedale Road.
Euroway Trading Est.
Bradford. England BD4 6SL
United Kingdom
T: +44 1274900900
F: +44 274653785
atlasuk@atlasgmbh.com
www.atlas-cranes.co.uk